



Teaching Guide

Unit
3

2nd Sunday in Ordinary Time—1st Sunday of Lent
January 16—March 6, 2022
Volume 36, Number 3

Promise

Grades K, 1

Unit 3: We Are Followers of Jesus

Contents

For Catechists and Teachers	pages 2–3
Unit 3: Scope and Sequence	page 2
Lesson Plan, January 16 • 2nd Sunday in Ordinary Time	pages 4–7
Lesson Plan, January 23 • 3rd Sunday in Ordinary Time	pages 8–11
Lesson Plan, January 30 • 4th Sunday in Ordinary Time	pages 12–15
Lesson Plan, February 6 • 5th Sunday in Ordinary Time	pages 16–19
Lesson Plan, February 13 • 6th Sunday in Ordinary Time	pages 20–23
Lesson Plan, February 20 • 7th Sunday in Ordinary Time	pages 24–27
Lesson Plan, February 27 • 8th Sunday in Ordinary Time	pages 28–31
Lesson Plan, March 6 • 1st Sunday of Lent	pages 32–35
2021–2022 Scope & Sequence Chart	page 36



Lesson Resources
and Teaching Guides
available in Spanish
and English at
gospelweeklies.com



For Catechists and Teachers



Jesus Calls and Leads

In this unit of *Promise*, we return to Ordinary Time. This part of the Church Year is “ordinary” in the sense that there are no special feasts. But it is far from ordinary in its call to us, Sunday after Sunday, to follow Jesus’ way. Each week, the *Promise* lessons show the children how they can follow Jesus’ example in their own lives.

In the Gospels of the first three Sundays in Ordinary Time, Jesus begins his public ministry of preaching, teaching, and calling disciples. He goes with his mother and friends to a wedding in Cana, where he works his first miracle. Jesus goes to his hometown synagogue of Nazareth and proclaims that he is the One God has sent, the Messiah. His neighbors, those who think they know him best, reject him. Jesus leaves Nazareth for the region around Lake Galilee. There he calls his first disciples and begins to teach—telling the Good News of God’s love to everyone.

The Gospels for the next three Sundays are from Jesus’ Sermon on the Plain (Luke 6:17–49). Like the Sermon on the Mount in Matthew’s Gospel, this sermon encapsulates Jesus’ teachings about living as his true followers.

This unit ends as Lent begins. Jesus goes to the desert to prepare for his public ministry. There he resists the temptation of the Devil.

Following Jesus

The *Promise* lessons invite the children to reflect on how they live as followers of Jesus. Young children need a lot of practice in getting along with others. They are now able to recognize alternatives to bad behavior and to act differently. The *Promise* activities in the first part of the unit require the children to interact with one another as they explore loving and unloving actions, and including and excluding situations.

The lesson for the Second Sunday in Ordinary Time explores the children’s understanding of the sacraments, especially Matrimony. Young children can recognize that Jesus blesses the love of people who marry, which makes Matrimony a sacrament. The abundance and quality of the wine shows how abundant God’s blessing is for the married couple.

This unit also contains the First Sunday of Lent. Young children can participate in prayer, fasting, and almsgiving with their

Date/Sunday	Sunday Gospel	Word of the Week	Doctrinal Concept*	Catechism Handbook Themes†
January 16, 2022 2nd Sunday Ordinary	John 2:1–11 Jesus’ Miracle at Cana	marriage	Sacrament of Matrimony, #21	Doing What Jesus Says, pg. 23
January 23, 2022 3rd Sunday Ordinary	Luke 1:1–4, 4:14–21 Jesus Is God’s Anointed One	mission	God the Son, #6	God’s Promises to His People, pg. 12
January 30, 2022 4th Sunday Ordinary	Luke 4:21–30 Jesus Is Rejected	Gospel	The Mass: Liturgy of the Word, #13	Sign of the Cross, Blessed Trinity, Holy Spirit, pgs. 29, 31–32
February 6, 2022 5th Sunday Ordinary	Luke 5:1–11 Jesus Calls Disciples	service	Catholic Social Teaching: Care for Creation, #29	Church, Parish, People of God, pgs. 31–33
February 13, 2022 6th Sunday Ordinary	Luke 6:17, 20–26 Jesus Teaches the Beatitudes	Beatitudes	The Beatitudes, #23	God Loves All of Creation, pg. 7
February 20, 2022 7th Sunday Ordinary	Luke 6:27–38 Jesus Teaches Kindness	mercy	Works of Mercy, #27	Short Prayer of Love, pg. 30
February 27, 2022 8th Sunday Ordinary	Luke 6:39–45 A Tree Is Known by Its Fruit	Confirmation	Sacrament of Confirmation, #16	Obedying God, pg. 8
March 6, 2022 1st Sunday of Lent	Luke 4:1–13 Jesus Resists Temptation	Holy Week	Commandments 5 and 8: Honoring Life, #26	Lent and Easter, pg. 18



A three-year Scope and Sequence chart, which includes the four pillars of the *Catechism of the Catholic Church*, may be found at gospelweeklies.com/promise.



*Numbers reference activities in the *Venture* Activity Book.

†Refers to page numbers in the students’ *What the Church Believes and Teaches* handbooks.

UNIT 3 OVERVIEW: We Are Followers of Jesus

families and parishes. *Promise* provides a page of Lenten activities the children can do. Parents can expand and adapt the activities to fit their own families.



The stories and activities in this unit will help the children follow the teachings of Jesus and the events in his life. They will learn the following lessons:

- Jesus shows God's love.
- Jesus brings us God's Good News.
- Jesus had problems too.
- Jesus calls us to follow him.
- Jesus wants everyone to be happy.
- Jesus teaches us to be kind.
- God's goodness grows in our hearts.
- Jesus chooses to follow God.

The “Year of the Family” Continues

The *Amoris laetitia* Family Year began on March 19, 2021 (the Solemnity of Saint Joseph) and will continue through June 26, 2022, at the World Meeting of Families in Rome. This year is meant to spread the message of Pope Francis's apostolic exhortation, *The Joy of Love (Amoris laetitia)*.

Find a collection of resources at gospelweeklies.com/honoring-saint-joseph-and-celebrating-the-family.



Eucharist Quotes

Every lesson includes a quotation from Scripture, Church teaching, or a pope, saint, or other model of faithful living to promote belief in the Real Presence of Christ in Holy Communion. Find quotes and reflections at gospelweeklies.com/eucharist.

Online Resources: Quick Links

- Eucharist Quotes (gospelweeklies.com/eucharist)
- Parent Teaching Pages (gospelweeklies.com/promise)
- Lesson Assessment (gospelweeklies.com/assessment)
- Seasonal Resources (gospelweeklies.com/seasonal)
- Video Links (gospelweeklies.com/weekly-videos)
- Find resources at catholicvt.org/masses/catholicvt-mass to support or enhance your lessons.

Go to gospelweeklies.com

Visit our website to register and find:



- **GROW Newsletter and Blog** – Subscribe to our *GROW* blog for weekly reflections on Sunday's Gospel, activities, and a **Calendar of Saints and Feasts**.
- **Lesson Updates** provide corrections or helpful additions to printed materials.
- **Seasonal Activities and Catholic Resources** – Reproducible activities can be used in a classroom or at home.
- **Lesson Assessments**
- **User's Guide** – Learn about **Teaching Guide** features and the structure and flow of the *Gospel Weeklies* lesson plans.
- **Family Catechesis Resources**
The Gospel at Home is a weekly guide for parents with a Gospel summary, discussion starters, and activities in English and Spanish. *The Gospel for All Ages* includes gathering rituals, discussion questions, and large-group sessions—all based on the *Gospel Weeklies* lessons. Includes a guide for planning four major seasonal events.
Parent Teaching Pages – Lesson plans help parents teach at home.
- **Scope and Sequence Chart** – gospelweeklies.com/promise

Facebook (@[pflaumgroup](https://www.facebook.com/pflaumgroup)) Join our Facebook discussion group. Share ideas and success stories, ask questions, and more! Find us at [facebook.com/groups/pflaumgospelweekliescustomerforum](https://www.facebook.com/groups/pflaumgospelweekliescustomerforum).

Instagram ([#gospelweeklies](https://www.instagram.com/gospelweeklies))

Twitter (@[catechisthelp](https://twitter.com/catechisthelp))

Music CDs


The *Promise/Good News* music two-CD set contains songs by John Burland that correlate to the Church Year. The songs are easy to learn through listening and singing along. Available at gospelweeklies.com or for download at giamusic.com/PGW.

Let's Sing! Let's Pray! Teaching Catholic Prayer to Children Through Song is a collection of new settings for Catholic prayers. Available at gospelweeklies.com.

Music DVD

Let's Gather! Let's Sing! Growing in Faith Through Song & Movement contains twenty-five songs by educator-composer John Burland. This DVD demonstrates the movements to all twenty-five songs and includes the words displayed in karaoke style.





For Catechists and Teachers

Scripture Background

In Sunday's Gospel, Mary points out to Jesus that the bride and groom at Cana have run out of wine to serve their guests. Jesus acts. He makes a big difference for one Galilean couple and gives us all a sign of what he has come to be—food and drink for God's people.

Connecting Scripture and Doctrine

Jesus' miracle at the wedding in Cana was a sign of his power. The words and actions of the Seven Sacraments are also signs. They show us what Jesus is doing in our lives today. The sacraments celebrate God's love and grace at special times in our lives.

"Jesus accompanies his words with many 'mighty works and wonders and signs,' which manifest that the kingdom is present in him and attests that he was the promised Messiah" (*Catechism of the Catholic Church*, 547, citing Acts 2:22). "Sacraments are 'powers that come forth' from the Body of Christ, which is ever-living and life-giving. They are actions of the Holy Spirit at work in his Body, the Church" (CCC, 1116, citing Luke 5:17, 6:19, 8:46).

Sharing the Lesson with Families

Suggest that parents explore with their child how Jesus made a difference in the lives of other people and how their child makes a difference in the lives of those close to them. Encourage parents to invite their child to tell both wedding stories. Suggest that they practice and pray the Hail Mary as a family.

Materials

- Promise Student Lesson for 1/16
- Catechism handbook, page 23
- audio player & Promise/Good News CDs
- pencils, crayons
- props for wedding creative drama
- Church Year calendar

Suggested Music

- "Saying Yes" (CD-1, #17)
- "God's Love Is..." (CD-2, #6)
- "Gospel Acclamation" (CD-2, #24)
- "Mary, Our Mother" (CD-2, #11)

Lesson Resources

- Promise Activity Book, Activity #21
- Lesson Assessment (gospelweeklies.com/assessment)
- Video Links (gospelweeklies.com/weekly-videos)

Single-Session Lesson Pacing Guides

Note: These pacing guides are suggestions for how to present the lesson. Please adapt the lesson to suit your needs.

60-Minute Lesson

Share Experiences (15-20 minutes)

- Gathering Song & Prayer • "Saying Yes" (CD-1, #17)
- Story • Michael brings joy. (page 4)
- Activity • Creative Drama

Discover Gospel and Doctrine (20-25 minutes)

- Gospel Ritual • "Gospel Acclamation" (CD-2, #24)
- Sunday Gospel • Jesus shows God's love. (page 1)
- Activity • Gospel Creative Drama

 Distribute the children's *What the Church Believes and Teaches* handbooks. Turn to page 23.

Live the Gospel (15-20 minutes)

- Activity • Jesus is Good News. (page 2)
- Activity • I am good news too. (page 3)
- Closing Prayer & Song • "Mary, Our Mother" (CD-2, #11)

Take-Home

- Promise Activity Book, Activity #21
- Remind the children to share their lesson with their families and do the *Family Corner* activities and prayer on page 4 together.

90-Minute Lesson

Share Experiences (20-25 minutes)

- Gathering Song & Prayer • "Saying Yes" (CD-1, #17)
- Story • Michael brings joy. (page 4)
- Activity • Creative Drama
- Activity • Stretch and Sing "God's Love Is..." (CD-2, #6)

Discover Gospel and Doctrine (45-50 minutes)

- Gospel Ritual • "Gospel Acclamation" (CD-2, #24)
- Sunday Gospel • Jesus shows God's love. (page 1)
- Activity • Gospel Creative Drama

 Distribute the children's *What the Church Believes and Teaches* handbooks. Turn to page 23.

- Activity • Promise Activity Book, Activity #21

Live the Gospel (15-20 minutes)

- Activity • Jesus is Good News. (page 2)
- Activity • I am good news too. (page 3)
- Closing Prayer & Song • "Mary, Our Mother" (CD-2, #11)

Take-Home

Remind the children to share their lesson with their families and do the *Family Corner* activities and prayer on page 4 together.

Lesson Theme: Jesus shows God's love.

Five-Day Lesson Pacing Guide

Note: This pacing guide suggests how to present the lesson over five days. Please adapt the lesson to suit your needs.

Day 1

Share Experiences

- Gathering Song • "Saying Yes" (CD-1, #17)
- Gathering Prayer (see page TG3-6)
- Story • Michael brings joy. (page 4)
- Activity • Creative Drama
- Activity • Stretch and Sing "God's Love Is..." (CD-2, #6)
- Closing Prayer • *Loving God, thank you for the love we share in our families. Amen.* (Repeat.)

Day 2

Discover Gospel and Doctrine

- Gathering Prayer • *Loving God, thank you for the love we share in our families. Amen.* (Repeat.)
- Gospel Ritual • "Gospel Acclamation" (CD-2, #24)
- Sunday Gospel • Jesus shows God's love. (page 1)
- Activity • Gospel Creative Drama
- Closing Prayer • *Loving God, thank you for loving and taking care of our families. Amen.* (Repeat.)

Day 3

- Gathering Prayer • *Loving God, thank you for loving and taking care of our families. Amen.* (Repeat.)



Distribute the students' *What the Church Believes and Teaches* handbooks. Turn to page 23.

- Activity • *Promise Activity Book*, Activity #21
- Closing Prayer • *Dear Jesus, help us to do what you say and choose loving words and actions. Amen.* (Repeat.)

Day 4

Live the Gospel

- Gathering Prayer • *Dear Jesus, help us to do what you say and choose loving words and actions. Amen.* (Repeat.)
- Activity • Jesus is Good News. (page 2)
- Activity • I am good news too. (page 3)
- Closing Prayer • *Loving God, help us to be good news by acting in loving ways. Amen.* (Repeat.)

Day 5

- Gathering Prayer • *Loving God, help us to be good news by acting in loving ways. Amen.* (Repeat.)
- Weekly Lesson Assessment
- Closing Prayer (see page TG3-7)
- Closing Song • "Mary, Our Mother" (CD-2, #11)

Friday Take-Home

Remind the students to share their lesson with their families and do the *Family Corner* activities and prayer on page 4 together.

Curriculum Connections

- **Math:** Direct the students to draw two-dimensional shapes to create a composite shape. They should include shapes such as rectangles, squares, trapezoids, triangles, half-circles, and quarter-circles. (CCSS.Math.Content.1.G.A.2)
- **Tech:** Direct the students to research wedding customs from a few different cultures or religious traditions. Then invite them to make a collage of pictures of wedding celebrations from around the world. (ISTE2016.3a)

Extending the Lesson

Extending Activities

(gospelweeklies.com/promise)

Catholic Identity Project of the Week

Jesus models that interior faith should be expressed through public action. Invite the children to consider how they might express their faith publicly this week. Examples might include clearing the table without being asked, inviting a child with few friends to sit with them at lunch, or greeting police officers, store employees, and school staff.

Saints and Feast Days to Celebrate

- **January 17: Saint Anthony** – Known as the "Father of Monks," this saint lived in the third and fourth centuries. His life of solitude in the desert started around age eighteen. He found an inner harmony that has inspired many.
- **January 20: Saint Fabian** – Fabian was not in the running to become pope, but when a dove landed on his head, people regarded it as a sign from the Holy Spirit. His papacy spanned fourteen years until his martyrdom in A.D. 250.
- **January 22: Day of Prayer for the Legal Protection of Unborn Children** – On the anniversary of *Roe v. Wade*, Catholics offer Masses and prayers for the gift of human life. **Pray:** *Loving God, every life is precious. Thank you for every person—young, old, and unborn. Amen.*




Teaching This Week's Lesson

Share Experiences

Objectives • The children will:

- Identify ways they bring joy.
- Recognize the promises and symbols of Matrimony.

 Gather in a standing prayer circle. Play and sing "Saying Yes" (CD-1, #17).

Gathering Prayer Invite a child to point to the current Sunday on a Church Year calendar. **Pray:** "Loving God, we are here to learn about your Son, Jesus, who came to our world to show us how much you love us. Help us learn to be like him." The children respond, "Amen."

Story • Michael brings joy. (page 4) **Ask:** Who has been to a wedding? What do you remember? Give each child a chance to speak. Distribute *Promise*. Direct the children to put their copies with the cover facedown. Identify each of the pictures at the top of page 4. Explain that in a rebus story, pictures take the place of some of the words.

Read the story together, giving each child a chance to say one or more of the rebus picture-words. When you have finished, discuss the questions at the end of the story. Conclude with the children reading the story together in pairs.

Activity • Creative Drama Invite the children to pretend that your Gospel area is the front of the church where a wedding will take place. Assign each child a role. Distribute props if desired. Adjust the following to fit a typical wedding in your area. Assign a boy as priest or deacon, who waits with the groom and groomsmen. Michael, the ringbearer, and a flower girl lead the procession. Then come the bridesmaids. Each pairs with a groomsman to form a semicircle on either side of the priest or deacon. The bride processes in with her father (and mother). If your class is short of boys or girls, remember that this is pretend, so they can take nearly any part. Make sure you assign one girl and one boy to the roles of bride and groom.

Ask: What questions do the bride and groom answer? *Do they freely choose to marry? Will they make a lifelong commitment to love each other? Will they welcome children?*

Ask: What promises do the man and woman make to each other? *To be faithful in good times and bad, in rich times and poor times, in sickness and health, to love and honor the other until one of them dies.*

Ask: What do the bride and groom give each other as a sign of commitment? *Rings.* Note the words as rings are shared: "Name,

receive this ring as a sign of my love and fidelity. In the name of the Father, and of the Son, and of the Holy Spirit." **Ask:** When do we say or hear that last part? *Baptism, Sign of the Cross.*

Activity • Stretch and Sing Invite the children to move their bodies to accompany the song "God's Love Is..." (CD-2, #6).

Discover Gospel and Doctrine

Objectives • The children will:

- Identify that Jesus' first miracle helped a married couple.
- Recognize that they should do as Jesus says.

 Play and sing "Gospel Acclamation" (CD-2, #24) to prepare the children for the proclamation of the Gospel.

Sunday Gospel • Jesus shows God's love. (page 1) Tell the children that Jesus went to weddings too. Invite them to listen to Sunday's Gospel:

One day, Jesus, his mother, and some of his friends went to a wedding in the town of Cana. Mary noticed that the wine was running out. She said to Jesus, "They have run out of wine." Jesus asked her, "What do you want me to do about it?" Mary told a servant to do whatever Jesus told him to do.

Jesus told the servant: "Fill these six large jars with water. Then take some to the headwaiter." The servant filled the jars and then took a drink to the headwaiter.

The headwaiter said, "This is very good wine!" He asked the groom, "Why did you save the best wine until the end of the party?" The groom said, "I don't know where this wine came from."

Only the servants who did as Jesus had asked knew where the wine had come from. This was Jesus' first miracle. His friends saw what he had done and believed in him.

Point out that Jesus adds to the joy of the wedding by turning water into wine. **Ask:** Whom does Jesus want to be full of joy? Who is with Jesus? Who asks him to make more wine? This miracle of Jesus shows that God loves us and wants us to listen to him.

Invite the children to look at *Promise*, page 1. Invite them to point out the people in the story and review its details with you. Direct them to use the pictures to help them take turns sharing the Gospel story in pairs. Distribute crayons and invite the children to finish coloring the pictures.

Activity • Gospel Creative Drama Invite the group to reenact the Gospel by showing with their bodies and faces:

- How Jesus, Mary, and their friends felt at the wedding


- How the bride and groom felt when the wine ran out
- How Mary felt to see that the bride and groom were sad
- How Jesus felt when Mary asked him to help
- How the servants felt when they saw the water turn to wine
- How the bride and groom felt when Jesus made more wine

Show the children how to open *Promise* so the two wedding stories (pages 1 and 4) are side by side. Point out that Michael and Jesus both brought joy to a wedding. Encourage the children to tell both wedding stories to their families.

Word of the Week • marriage (page 4) Help the children find the Word of the Week on page 4. Share this definition: *Marriage is when a man and a woman promise to love each other forever.* Our Church celebrates marriage in a sacrament called *Matrimony*.



Distribute the children's *What the Church Believes and Teaches* handbooks.



What the Church Believes and Teaches

Do What Jesus Says (page 23)

Tell the children that Jesus' mother, Mary, can help us be good followers of Jesus. Refer to the Gospel story. **Ask:** Who did what Mary said? *Jesus.* Mary was Jesus' mother, so he did what she asked him to do. **Ask:** Who did what Jesus said? *The servants.*

Help the children find page 23 in their handbooks. Distribute pencils or crayons and read the activity directions. Draw a big heart on the board for the children to copy. Give them time to complete the activity. Talk about each example and invite the children to signal their responses with a thumbs-up or thumbs-down gesture.

Gather in a circle. Invite each person (including you) to tell about a time when they did what Jesus tells us to do. The others respond to each sharing with thumbs-up!



Have the children close the *What the Church Believes and Teaches* handbooks and return to *Promise*, page 2.

Live the Gospel

Objectives • The children will:

- Identify that Jesus is Good News.
- Recognize that they can be good news.

Activity • Jesus is Good News. (page 2) Distribute crayons and guide the children in completing the following activities:

- **Color the Stars** Color the spaces with stars to find the hidden word. They may also color the spaces with dots a different color. Stories about Jesus are found in the Bible in the four Gospels (Matthew, Mark, Luke, John). *Gospel* means "good news." The stories about Jesus are Good News for us.
- **Matching Water Jars** Count the water jars. **Ask:** How many water jars did Jesus tell the servants to fill at the wedding? *Six.* **Ask:** What did Jesus do to the water in these jars? *Turned it into good wine.* Invite the children to find the six jars that are alike and color them purple.

Activity • I am good news too. (page 3) Guide the children in completing the following activities:

- **Letter Trail** Demonstrate how to count to three and highlight or circle every third letter. When they have them all, direct the children to print the letters in order in the boxes to make a sentence. **Answer:** *I can act in loving ways.*
- **Follow the Dots** When the children have completed this activity, **ask:** To whom is the girl writing? *God. Why? To thank him.* **Ask:** What are you thankful to God for? Thanking God shows him love and respect.

Closing Prayer Gather in a circle and **pray:** "Dear Jesus, thank you for our families. Please bless us and help us follow you every day." Invite the children to each name a family member they are thankful for. After each child shares, the group responds, "Thank you, God." Close your prayer with the Sign of the Cross.




Point out that Jesus did what his mother, Mary, told him to do. Mary is our mother too. Play and sing "Mary, Our Mother" (CD-2, #11).

Extending Activities (gospelweeklies.com/promise)

Lesson Wrap-Up

Visit gospelweeklies.com/assessment to download this week's lesson assessment.

Use Activity #21 from the *Promise Activity Book* as a take-home activity or lesson wrap-up.



For Catechists and Teachers

Scripture Background

Sunday's Gospel shows Jesus in the synagogue reading a Scripture passage that announces God's mercy. Jesus then announces that he has come to carry out that word. Jesus literally brings God to the people. He not only tells Good News but is the Good News.

Connecting Scripture and Doctrine

Jesus shared the Good News of God's great love for us. He shared that God wants to spend forever with us in Heaven. Jesus made the loving choice of dying for us to save us from sin and death. He taught us to make loving choices so we may go to Heaven.

"The entire mission of the Son and the Holy Spirit, in the fullness of time, is contained in this: that the Son is the one anointed by the Father's Spirit since his Incarnation—Jesus is the Christ, the Messiah" (CCC, 727).

Sharing the Lesson with Families

Encourage parents to take a walk or drive with their child and look for something that is good news by each house or in each block in their neighborhood. Examples: flowers, a shoveled sidewalk, a colorful flag, people waving or greeting, people obeying traffic laws. The first person who spots something says, "I see good news," and points out what he or she sees.

Materials

- Promise Student Lesson for 1/23
- Catechism handbook, page 12
- audio player & Promise/Good News CD-2
- pennies, game markers
- crayons, pencils, Church Year calendar
- cardstock, scissors, glue, hole punch
- silver glitter or foil, fishing line
- star patterns or stencil
- story coloring page (one per child)

Suggested Music

- "Come and Follow Me" (CD-2, #14)
- "God's Love Is..." (CD-2, #6)
- "Gospel Acclamation" (CD-2, #24)
- "The Great Commandment" (CD-2, #18)

Lesson Resources

- Promise Activity Book, Activity #6
- Lesson Assessment (gospelweeklies.com/assessment)
- Video Links (gospelweeklies.com/weekly-videos)

Single-Session Lesson Pacing Guides

Note: These pacing guides are suggestions for how to present the lesson. Please adapt the lesson to suit your needs.

60-Minute Lesson

Share Experiences (15-20 minutes)

- Gathering Song & Prayer • "Come and Follow Me" (CD-2, #14)
- Story • Patrick's Neighborhood
- Activity • Creative Drama

Discover Gospel and Doctrine (20-25 minutes)

- Gospel Ritual • "Gospel Acclamation" (CD-2, #24)
- Gospel Warm-Up • Jesus Had Neighbors (page 1)
- Sunday Gospel • Jesus brings Good News. (page 1)
- Word of the Week • mission (page 4)

 Distribute the children's *What the Church Believes and Teaches* handbooks. Turn to page 12.

Live the Gospel (20-25 minutes)

- Activity • I can be a good neighbor. (pages 2-3)
- Activity • Good Neighbor Award (page 4)
- Closing Prayer & Song • "The Great Commandment" (CD-2, #18)

Take-Home

- Promise Activity Book, Activity #6
- Remind the children to share their lesson with their families and do the *Family Corner* activities and prayer on page 4 together.

90-Minute Lesson

Share Experiences (20-25 minutes)

- Gathering Song & Prayer • "Come and Follow Me" (CD-2, #14)
- Story • Patrick's Neighborhood
- Activity • Creative Drama
- Activity • Stretch and Sing "God's Love Is..." (CD-2, #6)

Discover Gospel and Doctrine (45-50 minutes)

- Gospel Ritual • "Gospel Acclamation" (CD-2, #24)
- Gospel Warm-Up • Jesus Had Neighbors (page 1)
- Sunday Gospel • Jesus brings Good News. (page 1)
- Word of the Week • mission (page 4)

 Distribute the children's *What the Church Believes and Teaches* handbooks. Turn to page 12.

- Activity • Promise Activity Book, Activity #6

Live the Gospel (20-25 minutes)

- Activity • I can be a good neighbor. (pages 2-3)
- Activity • Good Neighbor Award (page 4)
- Closing Prayer & Song • "The Great Commandment" (CD-2, #18)

Take-Home

Remind the children to share their lesson with their families and do the *Family Corner* activities and prayer on page 4 together.

Lesson Theme: Jesus brings us God's Good News.

Five-Day Lesson Pacing Guide

Note: This pacing guide suggests how to present the lesson over five days. Please adapt the lesson to suit your needs.

Day 1

Share Experiences

- Gathering Song • "Come and Follow Me" (CD-2, #14)
- Gathering Prayer (see page TG3-10)
- Story • Patrick's Neighborhood
- Activity • Creative Drama
- Activity • Stretch and Sing "God's Love Is..." (CD-2, #6)
- Closing Prayer • *Loving God, thank you for the people in our neighborhoods. Amen.* (Repeat.)

Day 2

Discover Gospel and Doctrine

- Gathering Prayer • *Loving God, thank you for the people in our neighborhoods. Amen.* (Repeat.)
- Gospel Ritual • "Gospel Acclamation" (CD-2, #24)
- Gospel Warm-Up • Jesus Had Neighbors (page 1)
- Sunday Gospel • Jesus brings Good News. (page 1)
- Word of the Week • mission (page 4)
- Closing Prayer • *Loving God, thank you for the gift of Jesus, who is the best Good News. Amen.* (Repeat.)

Day 3

- Gathering Prayer • *Loving God, thank you for the gift of Jesus, who is the best Good News. Amen.* (Repeat.)

 **Distribute the students' *What the Church Believes and Teaches* handbooks. Turn to page 12.**

- Activity • *Promise Activity Book*, Activity #6
- Closing Prayer • *Loving God, help us to always keep our promises like you do. Amen.* (Repeat.)

Day 4

Live the Gospel

- Gathering Prayer • *Loving God, help us to always keep our promises like you do. Amen.* (Repeat.)
- Activity • I can be a good neighbor. (pages 2–3)
- Activity • Good Neighbor Award (page 4)
- Closing Prayer • *Loving God, help us to share the Good News of your love and be good neighbors. Amen.* (Repeat.)

Day 5

- Gathering Prayer • *Loving God, help us to share the Good News of your love and be good neighbors. Amen.* (Repeat.)
- Weekly Lesson Assessment
- Closing Prayer (see page TG3-11)
- Closing Song • "The Great Commandment" (CD-2, #18)

Friday Take-Home

Remind the students to share their lesson with their families and do the *Family Corner* activities and prayer on page 4 together.

Curriculum Connections

- ELA: Explain that the Gospels are collections of stories about Jesus' life. Invite the students to use a combination of drawing, dictating, and writing to each tell a story about a life event. The story should be ordered logically and include their reaction to the event. (CCSS.ELA-Literacy.W.K.3)
- SS: Luke begins his Gospel by explaining that there have been eyewitnesses of Jesus' life and that he is investigating and recording Jesus' story. Invite the students to name various types of historical sources. (D2.His.9.K-2)

Extending the Lesson

Extending Activities

(gospelweeklies.com/promise)

Catholic Identity Project of the Week

Focus on the good news in your Catholic school or parish program. Invite the children to draw posters of school or parish personnel. The children may dictate or write how helpful their jobs are to the school or parish community. Mount the posters on a hallway bulletin board.

Saints and Feast Days to Celebrate


- **January 23: Sunday of the Word of God – Act:** Spend some time reading the Bible today.
- **January 24: Saint Francis de Sales – A** writer and spiritual director, Francis worked with Saint Jane Frances de Chantal to found the Order of the Visitation of the Holy Mary. He is known as "the gentleman saint" for his patience and gentleness.
- **January 25: The Conversion of Saint Paul the Apostle –** "Saul, Saul, why are you persecuting me?" Jesus asks Saul (Paul) in Acts 9:4. Known then as Saul the Zealot and for his intense persecution of Jesus' first followers, Saint Paul did not know Jesus and was not present at his Crucifixion. He soon came to believe in Christ after this revelation on the road to Damascus.



Teaching This Week's Lesson

Share Experiences

Objective The children will identify different ways to take care of neighborhoods.

 Gather the children in a circle. Play and sing "Come and Follow Me" (CD-2, #14).

Gathering Prayer Invite a child to point to the current Sunday on a Church Year calendar. **Pray:** "Loving God, thank you for neighbors. Please bless them and our families. Help us to be loving and caring neighbors too." The children respond, "Amen."

Story • Patrick's Neighborhood A coloring page to accompany this story is available at gospelweeklies.com/lesson-updates. Gather in the story circle. Invite the children to listen carefully to find out about neighbors in two very different places.

Patrick lives in Calgary in Canada. His cousin, Christopher, lives in Florida. One day, Patrick's mom called Christopher's mom. When they finished talking, Patrick talked to Christopher. "What did you do today?" Patrick asked. "We had fun!" Christopher said. "It was clean-up day in our neighborhood. Dad mowed lawns. Mom had a garage sale. I helped paint a fence. Robbie and Abby planted flowers. We had a picnic with hot dogs and ice cream. I won a prize for my poster about keeping our neighborhood clean. They hung my poster in our community center."

After the cousins said good-bye, Patrick told his mom about the neighborhood party in Florida. "Can we have a party like that?" Patrick asked. "Sure," said his mom, "we'll have a winter party with snow instead of flowers."

Patrick's neighborhood had a Winter Fix-Up and Clean-Up Day. Moms and dads shoveled sidewalks for older people. They shoveled away the big piles of snow on street corners. Big kids chopped up ice that had made sidewalks slippery. Children shook heavy snow from tree branches and filled bird feeders. Families made snowmen for a contest. When all the work was finished, everyone gathered in the community center for cocoa and marshmallows and to sing songs. Patrick's family won first prize for their snowman.

When Patrick went to bed that night, his mom said: "I'm proud of you, Patrick. You helped make our neighborhood a happy, caring place. Tomorrow, you can tell Christopher all about it."

Ask: How are the neighborhoods alike? Different? Alike in wanting to help one another make their neighborhood a nice place. Different in the kinds of things they did, temperature.

Activity • Creative Drama Organize the class into two groups—Florida and Canada. Invite each group to tell what their weather is like in the winter.

Recall what each group did for their neighborhood day. The Florida group pantomimes their activities—painting, mowing, having a garage sale, planting flowers, having a picnic. The Canada group pantomimes shoveling snow, chipping ice off sidewalks, filling bird feeders, making snowmen, sharing cocoa, and singing.

Activity • Stretch and Sing Invite the children to sing and move their bodies to "God's Love Is . . ." (CD-2, #6).

Discover Gospel and Doctrine

Objectives • The children will:

- Recognize that Jesus lived in a real neighborhood.
- Identify that we share Jesus' mission of sharing the Good News.
- Identify that God keeps his promises.

 Play and sing "Gospel Acclamation" (CD-2, #24) to prepare the children for the proclamation of the Gospel.

Gospel Warm-Up • Jesus Had Neighbors (page 1)

Distribute *Promise*. Invite the children to examine the cover picture and describe Jesus' neighborhood. Jesus, who is God, was also a human being with a family, a hometown, and neighbors.

Sunday Gospel • Jesus brings Good News.

(page 1) Gather in a story circle. Explain that Jesus grew up in a town called Nazareth. He lived in a neighborhood where he played, went to celebrations, did chores, studied, and worshiped.

When he grew up, Jesus read from Scripture (books of the Bible) at Sabbath services. Invite the children to imagine they are in the synagogue when Jesus stands up and reads from Scripture.

One Sabbath day, Jesus went to the synagogue in his hometown of Nazareth. He stood up to read the reading. He was handed the scroll of the prophet Isaiah. Jesus unrolled the scroll and found this reading:

"The Spirit of God has come to me and anointed me to bring good news to the poor. He sends me to let slaves go free, to give sight to the blind, to lift up all those who suffer, and to announce a year of God's favor."

Jesus rolled up the scroll, handed it back, and sat down. Everyone was looking at him. He spoke again and said, "What you have heard me read has come true today."


Ask: How did you feel when you heard Jesus talking about God's Good News? To whom did Jesus bring Good News? What did Jesus

mean when he said the reading had come true? *He is the one who is bringing Good News.*

Word of the Week • mission (page 4) Help the children find the Word of the Week or print the word *mission* on the board. Share this definition: *A mission is being sent to love and help other people.* Explain that Jesus' mission was to bring the Good News of God's love. This is also our mission as his followers.



Distribute the children's *What the Church Believes and Teaches* handbooks.



What the Church Believes and Teaches

God's Promises to His People (page 12)

Help the children find page 12 in their handbooks. Read aloud the title. **Ask:** How important is it to keep a promise? Has anyone ever broken a promise to you? How did you feel? Have you ever broken a promise? How did you feel? How did the other person feel? When God makes a promise, he keeps it.

Read about God's promise to Abraham. He is our "father in faith" because he is the first person to believe in the One God. **Ask:** How many stars are there? *Too many to count.* God was very generous to Abraham. Distribute pencils or crayons. Read the direction above the picture and give the children time to find and circle the six stars.

Distribute scissors, cardstock, and star patterns or stencils. Direct the children to trace and cut out a star, print their name on one side, and cover the other side with foil or silver glitter. Punch a hole in one point of each star. Use fishing line to hang them over your prayer space.

Read about God's promise to Moses. **Ask:** What does it mean to be God's People? *We keep our promises to follow God, and God keeps his promises to take care of us.*

Read about God's promise to all people. **Ask:** How did God keep this promise? *God sent Jesus to save us.*

Read about the People of God today. Use this fingerplay: "Here is the church. Here is the steeple. Open the doors and see all the people." The building is the church. The people are the Church, the People of God.



Have the children close the *What the Church Believes and Teaches* handbooks and return to *Promise*, pages 2–3.

Live the Gospel

Objectives • The children will:

- Identify ways to be a good neighbor.
- Prepare an award for a good neighbor.

Activity • I can be a good neighbor. (pages 2–3)

Gather in the work area. **Ask:** What is good about living in a neighborhood? Invite the children to open *Promise* to pages 2–3 and notice the neighborhood. Direct them to put a finger on the Start arrow and follow the road through the neighborhood. **Ask:** What neighbors do you meet along the way? Tell them they will play a game with these neighbors.

Organize the class into pairs. Give each pair a coin. The children take turns moving around the board. When they land on a neighbor space, the children look at the circles on page 3 to find a way to be a good neighbor to that person. After telling about their choice, they may check that box. Children may move backward or forward to meet all the neighbors.

Ask: How have you been a good neighbor this week? Commend the children for making their neighborhoods happy places.

Activity • Good Neighbor Award (page 4) Help the children recognize their good neighbors. Read the activity directions and words in the word bank. Give the children time to write and color their message.

Closing Prayer Stand together in a prayer circle. Include the names of good neighbors in a thank-you prayer. **Pray:** "Loving God, we thank you for the people in our neighborhoods, especially _____. Help us to be good neighbors too." The children respond, "Amen."



Bring your prayer and session to a close by playing and singing "The Great Commandment" (CD-2, #18).

Extending Activities (gospelweeklies.com/promise)




Remind the children to share their *Gospel Weeklies* with their families, do the *Family Corner* activities and prayer, and read the Eucharist Quote together.

Lesson Wrap-Up

Visit gospelweeklies.com/assessment to download this week's lesson assessment.

Use Activity #6 from the *Promise Activity Book* as a take-home activity or lesson wrap-up.



For Catechists and Teachers

Scripture Background

Sunday's Gospel continues the story begun last week. Last Sunday, Jesus told the people in his hometown synagogue that God had sent him to bring the Good News. This Sunday, the people do not believe or accept him. Jesus, they are certain, is just Joseph's son.

Connecting Scripture and Doctrine

God most fully shows us who he is through Jesus, his Son. Jesus showed people God's love and kindness. When we help to solve problems peacefully or ask for forgiveness when we have been unkind, we are showing that we believe Jesus is the Good News.

"The signs worked by Jesus attest that the Father has sent him. They invite belief in him. . . . Despite his evident miracles some people reject Jesus" (CCC, 548).

Sharing the Lesson with Families

Encourage parents to talk about problems their child has encountered at school, on the playground, and at home. Suggest that they and their child brainstorm ways to make difficult situations better. Sometimes that involves asking for forgiveness.

Materials

- Promise Student Lesson for 1/30
- Catechism handbook, pages 29, 31 & 32
- audio player & Promise/Good News CD-2
- pencils, scissors
- tape, envelopes
- Church Year calendar, Bible

Suggested Music

- "The Great Commandment" (CD-2, #18)
- "Gospel Acclamation" (CD-2, #24)
- "You've Got to Love Them" (CD-2, #20)

Lesson Resources

- Promise Activity Book, Activity #13
- Lesson Assessment (gospelweeklies.com/assessment)
- Video Links (gospelweeklies.com/weekly-videos)

Single-Session Lesson Pacing Guides

Note: These pacing guides are suggestions for how to present the lesson. Please adapt the lesson to suit your needs.

60-Minute Lesson

Share Experiences (15–20 minutes)

- Gathering Song & Prayer • "The Great Commandment" (CD-2, #18)
- Cover Activity • We Have Problems (page 1)
- Story • The Playground Fight (page 2)

Discover Gospel and Doctrine (20–25 minutes)

- Gospel Ritual • "Gospel Acclamation" (CD-2, #24)
- Sunday Gospel • Jesus Has a Problem
- Word of the Week • Gospel (page 2)
- Activity • Create a Prayer

 Distribute the children's *What the Church Believes and Teaches* handbooks. Turn to page 29.

Live the Gospel (20–25 minutes)

- Activity • Make It Better (page 3)
- Closing Prayer • A Forgiveness Prayer (page 4)
- Closing Song • "You've Got to Love Them" (CD-2, #20)

Take-Home

- Promise Activity Book, Activity #13
- Remind the children to share their lesson with their families and do the *Family Corner* activities and prayer on page 2 together.

90-Minute Lesson

Share Experiences (20–25 minutes)

- Gathering Song & Prayer • "The Great Commandment" (CD-2, #18)
- Cover Activity • We Have Problems (page 1)
- Story • The Playground Fight (page 2)
- Activity • Creative Drama

Discover Gospel and Doctrine (45–50 minutes)

- Gospel Ritual • "Gospel Acclamation" (CD-2, #24)
- Sunday Gospel • Jesus Has a Problem
- Word of the Week • Gospel (page 2)
- Activity • Create a Prayer

 Distribute the children's *What the Church Believes and Teaches* handbooks. Turn to page 29.

- Activity • Promise Activity Book, Activity #13

Live the Gospel (20–25 minutes)

- Activity • Make It Better (page 3)
- Closing Prayer • A Forgiveness Prayer (page 4)
- Closing Song • "You've Got to Love Them" (CD-2, #20)

Take-Home

Remind the children to share their lesson with their families and do the *Family Corner* activities and prayer on page 2 together.

Lesson Theme: Jesus had problems too.

Five-Day Lesson Pacing Guide

Note: This pacing guide suggests how to present the lesson over five days. Please adapt the lesson to suit your needs.

Day 1

Share Experiences

- Gathering Song • “The Great Commandment” (CD-2, #18)
- Gathering Prayer (see page TG3-14)
- Cover Activity • We Have Problems (page 1)
- Story • The Playground Fight (page 2)
- Activity • Creative Drama
- Closing Prayer • *Loving God, help us to share and follow playground rules. Amen.* (Repeat.)

Day 2

Discover Gospel and Doctrine

- Gathering Prayer • *Loving God, help us to share and follow playground rules. Amen.* (Repeat.)
- Gospel Ritual • “Gospel Acclamation” (CD-2, #24)
- Sunday Gospel • Jesus Has a Problem
- Word of the Week • Gospel (page 2)
- Activity • Create a Prayer
- Closing Prayer • *Loving God, help us turn to you in prayer when life is hard. Amen.* (Repeat.)

Day 3

- Gathering Prayer • *Loving God, help us turn to you in prayer when life is hard. Amen.* (Repeat.)



Distribute the students’ *What the Church Believes and Teaches* handbooks. Turn to page 29.

- Activity • *Promise Activity Book*, Activity #13
- Closing Prayer • *Loving God, we praise you as Father, Son, and Holy Spirit. Amen.* (Repeat.)

Day 4

Live the Gospel

- Gathering Prayer • *Loving God, we praise you as Father, Son, and Holy Spirit. Amen.* (Repeat.)
- Activity • Make It Better (page 3)
- Closing Prayer • *Loving God, help us to be quick to forgive and ask for forgiveness. Amen.* (Repeat.)

Day 5

- Gathering Prayer • *Loving God, help us to be quick to forgive and ask for forgiveness. Amen.* (Repeat.)
- Weekly Lesson Assessment
- Closing Prayer • A Forgiveness Prayer (page 4) (see page TG3-15)
- Closing Song • “You’ve Got to Love Them” (CD-2, #20)

Friday Take-Home

Remind the students to share their lesson with their families and do the *Family Corner* activities and prayer on page 2 together.

Curriculum Connections

- **Health:** Discuss how important it is to stay healthy and that we need trusted adults and professionals to help us stay healthy. Invite the students to name those adults and professionals who help promote health. (NHES.3.2.1)
- **ELA:** Invite the students to use a combination of drawing, dictating, and writing to compose an opinion piece in which they name their favorite story about Jesus. (CCSS.ELA-Literacy.W.K.1)

Extending the Lesson

Extending Activities

(gospelweeklies.com/promise)

Catholic Identity Project of the Week

February is African American History Month. Share the stories of Catholics of African heritage and those who ministered to them. Some suggestions are Moses the Black, Thea Bowman, Felicity and Perpetua, Augustine, Josephine Bakhita, Mother Mary Lange, and Katharine Drexel.

Saints and Feast Days to Celebrate

- **January 31: Saint John Bosco** – Founder of the Society of Saint Francis de Sales (the Salesians), Don Bosco helped disadvantaged boys in Italy. He founded a sister order dedicated to the care and education of poor girls. Salesians run more than 3,000 schools and technical centers worldwide (salesians.org).
- **February 2: Presentation of the Lord** – This feast commemorates Jesus’

Presentation in the Temple in Jerusalem forty days after his birth.


- **February 3: Saint Blaise** – People sought out Blaise for his miraculous healings (especially for saving a boy choking on a fish bone). On his feast day, priests or deacons place crossed candles on or near our throats and offer a prayer for good health. **Pray:** God, thank you for those who protect and restore our health. Amen.



Teaching This Week's Lesson

Share Experiences

Objective The children will identify problems and possible solutions.

 Gather in a circle. Play and sing "The Great Commandment" (CD-2, #18) to begin your session.

Gathering Prayer Invite a child to point to the current Sunday on a Church Year calendar. **Pray:** "Loving God, you are always with us. We know you will always help us when we have problems. Thank you." The children respond, "Amen."

Cover Activity • We Have Problems (page 1) Sit in a circle. Distribute *Promise*. Read aloud the cover title. Invite the children to identify the things that are wrong in the cover picture. **Ask:** How can each problem be solved?

Story • The Playground Fight (page 2) Direct the children to place *Promise* on the floor in front of them while you tell this story:

Miss Flynn, the first-grade teacher, heard that the children were fighting over the tire swing at recess. She called them together and asked what the problem was. "I had the swing first," said Alexa. "The other kids wouldn't wait their turn," said Randall. "Too many kids on at one time," said Sadie.

"How can we solve this problem?" asked Miss Flynn. The children decided on a rule they would all follow. Miss Flynn wrote their rule on the board: One at a time on the tire swing. The next day, Miss Flynn saw that the first graders were still fighting over the swing. Miss Flynn called them in again. The children came up with two solutions to this problem. Can you think of any others?


Invite the children to retell the story using the pictures on page 2. Discuss two possible solutions: take turns, get another tire swing. Brainstorm other solutions: sign-up sheet, other games to play, no tire swing. **Ask:** Which do you think is the best? Why?

Activity • Creative Drama Direct the children to show with their bodies and faces how they feel when . . . you aren't invited to a birthday party / a friend invites you over to play / a classmate helps pick up papers you dropped / you don't get picked for the team / your friends are telling secrets and leave you out / a classmate says they like your shirt / somebody makes fun of your haircut. Add ideas of your own based on your knowledge of the children.

Discover Gospel and Doctrine

Objectives • The children will:

- Identify that Jesus was rejected by his neighbors.
- Recognize that we can pray to God when life is hard.
- Identify the Blessed Trinity and the Holy Spirit as a helper.

 Direct the children to sit in a circle with their copies of *Promise* on the floor in front of them. Play and sing "Gospel Acclamation" (CD-2, #24) to prepare for the Gospel.

Sunday Gospel • Jesus Has a Problem Remind the children of last Sunday's Gospel when Jesus read the Scripture and told the people in the synagogue in his hometown that he brings God's Good News. Sunday's Gospel picks up there.

One day, Jesus read the words of the prophet Isaiah at the synagogue in his hometown of Nazareth. When he finished reading, he said, "What you have heard me read has come true today." By saying that, he was telling them that he is the one that God had promised to send to save them.

At first, the people all said good things about Jesus and were amazed by what he said. But the people had watched Jesus grow up in their town, and they couldn't believe that he was so special. They asked one another, "Isn't he Joseph's son?"

Jesus said: "No prophet is liked by the people of his own hometown. Remember that God sent the prophets Elijah and Elisha to help those who were not part of the Chosen People."

Some people got very angry when Jesus said this. They tried to hurt him. But Jesus just walked away.

Ask: Why did people get angry with Jesus? *They thought: a local boy wasn't special enough to be the one that God had promised, Jesus was trying to make himself great, Jesus was trying to trick them.* **Ask:** How do you think Jesus felt? What did he do?

Word of the Week • Gospel (page 2) Print the word *Gospel* on the board. Share this definition: A **Gospel** is a book in the Bible that tells us the Good News about Jesus. We listen to a Gospel reading at every Mass. Show the children where the Gospels are in the Bible. Make sure they connect the Gospels they hear in *Promise* class and at Mass to the Bible.


Activity • Create a Prayer Gather in front of the board. **Ask:** What kind of prayer do you think Jesus prayed before he went to bed that night? *Thanks to God for helping him get away from trouble, ask God to forgive the people who wanted to hurt him, pray that people would come to believe in him, ask God for strength.* Explain that you are going to work together to write a prayer the

children can say when people are upset with them.

Brainstorm single words to include in the prayer: *love, forgive, afraid, sorry, wrong, help, strong*. Write out a simple prayer using those words. Pray it together as a class. Encourage them to pray to God when they are upset or in trouble. God will always help.



Distribute the children's *What the Church Believes and Teaches* handbooks.



What the Church Believes and Teaches

Sign of the Cross, Blessed Trinity, Holy Spirit (pages 29, 31, and 32)

Help the children find page 29 in their handbooks. Direct them to find The Sign of the Cross prayer next to the top star. The children have been introduced to this prayer. **Ask:** When do we pray the Sign of the Cross? *Beginning and end of prayers, entering and leaving a church, Mass*. Make sure that everyone knows the words and gestures of this prayer.

Draw a big triangle on the board. Print *Father, Son, and Holy Spirit* at the angles. **Ask:** Who is the Father? *God, our Father, Jesus' Father, Creator*. **Ask:** Who is the Son? *Jesus*. **Ask:** What do we know about the Holy Spirit? *Appeared as a dove at Jesus' baptism*. Invite the children to turn to page 32 and find the words *Holy Spirit* in red. Direct them to point to each word as you read about the Holy Spirit. Invite them to find a word that starts with the letter *h* that tells us about the Holy Spirit. *Helper, helps*. Encourage the children to remember that *Holy Spirit* starts with *h* and so does *helper*. **Ask:** When you need help, to whom can you pray? *The Holy Spirit*.

Invite the children to look again at the triangle. **Ask:** What do we call the Father, Son, and Holy Spirit together? *Blessed Trinity*. Print *Blessed Trinity* on the board. Direct them to turn to page 31 and find *Blessed Trinity* in red. Direct the children to point to each word as you read about the Blessed Trinity.

Point to the triangle again. **Ask:** How many sides does a triangle have? *Three*. **Ask:** How many angles does a triangle have? *Three*. Point out that *triangle* and *Trinity* both start with the letter *t*. **Ask:** How many Persons of God are in the Blessed Trinity? *Three*. Note that *three* starts with a *t* too.

Ask: To whom are we praying when we pray the Sign of the Cross? *Father, Son, and Holy Spirit; Blessed Trinity*. Pray the Sign of the Cross together.



Have the children close the *What the Church Believes and Teaches* handbooks and return to *Promise*, page 3.

Live the Gospel

Objective The children will identify ways to solve problems.

Activity • Make It Better (page 3) Gather in the work area and turn to *Promise*, page 3. Discuss the big picture of children fighting over the bat, each one wanting to be first up to bat. **Ask:** How can the children solve their problem? Find the small picture that shows one way of solving the problem—going hand over hand on the bat to see whose hand ends up on top.

Discuss the big picture of children playing kickball. **Ask:** What is the problem? *One child is not playing and looks sad*. **Ask:** What may be some reasons for this? Find the small picture that shows a way to solve the problem of someone being left out.

Discuss the big picture of a child whose paper has been ruined by spilled juice. **Ask:** What do you think happened? What can make this problem better?

Distribute scissors and direct the children to cut out the big pictures of the three problems and the smaller pictures that show how to make the situations better. Read aloud the directions. Then help the children tape along the top of each smaller picture. Provide envelopes for taking the activity home.

Closing Prayer • A Forgiveness Prayer (page 4)

Gather the children in a prayer circle with the three pictures from page 3 in front of them. Direct them to turn over the picture of the children with the bat and pray with you. Turn over the picture of the children playing kickball. Pray this prayer. Conclude with the third picture and prayer.

Invite the children to repeat this prayer after you: *Loving God, / thank you / for giving us feelings. / Please help us / to love and forgive / one another. / Amen*.




End your gathering by playing and singing "You've Got to Love Them" (CD-2, #20).

Extending Activities (gospelweeklies.com/promise)

Lesson Wrap-Up

Visit gospelweeklies.com/assessment to download this week's lesson assessment.

Use Activity #13 from the *Promise Activity Book* as a take-home activity or lesson wrap-up.



For Catechists and Teachers

Scripture Background

Sunday's Gospel shows how faith comes from listening. Jesus tells the crowds about his Father, then invites Simon Peter to put out his nets. Simon Peter reluctantly does so, pulls in an overwhelming catch, and becomes Jesus' follower. Jesus invites his new followers to help him gather more people into God's family.

Connecting Scripture and Doctrine

We are called in Baptism to share in Christ's mission of spreading the Good News. Jesus calls us to follow him and share his mission of spreading God's love. The people of our Church teach us about Jesus and how to follow him.

"What Christ entrusted to the apostles, they in turn handed on by their preaching and writing, under the inspiration of the Holy Spirit, to all generations, until Christ returns in glory" (CCC, 96). "[The Church] is 'missionary of her very nature'" (CCC, 868, citing Decree on the Church's Missionary Activity, 2).

Sharing the Lesson with Families

Encourage parents to help their child print the names of the rest of their family members on the fish and hang the mobile in their home. Suggest that parents share stories of how they learned about Jesus and how they share Jesus' Good News as his followers.

Materials

- Promise Student Lesson for 2/6
- Catechism handbook, pages 31–33
- audio player & Promise/Good News CD-2
- drawing paper, crayons, scissors
- tape, hole punch, Church Year calendar
- coat hangers, pencils, or paint stirrers (one per child)
- yarn or string (three lengths per child)
- aide(s) to help with mobile activity

Suggested Music

- "Come and Follow Me" (CD-2, #14)
- "Gospel Acclamation" (CD-2, #24)

Lesson Resources

- Promise Activity Book, Activity #29
- Lesson Assessment (gospelweeklies.com/assessment)
- Video Links (gospelweeklies.com/weekly-videos)

Single-Session Lesson Pacing Guides

Note: These pacing guides are suggestions for how to present the lesson. Please adapt the lesson to suit your needs.

60-Minute Lesson

Share Experiences (15–20 minutes)

- Gathering Song & Prayer • "Come and Follow Me" (CD-2, #14)
- Story • Max is invited. (page 2)
- Activity • Creative Movement

Discover Gospel and Doctrine (25–30 minutes)

- Gospel Ritual • "Gospel Acclamation" (CD-2, #24)
- Sunday Gospel • Jesus invites people to follow him. (page 1)
- Activity • Creative Drama

 Distribute the children's *What the Church Believes and Teaches* handbooks. Turn to page 31.

- Word of the Week • service (page 2)

Live the Gospel (15–20 minutes)

- Activity • The Big Catch Mobile (pages 3–4)
- Closing Prayer & Song • "Come and Follow Me" (CD-2, #14)

Take-Home

- Promise Activity Book, Activity #29
- Remind the children to share their lesson with their families and do the *Family Corner* activities and prayer on page 2 together.

90-Minute Lesson

Share Experiences (15–20 minutes)

- Gathering Song & Prayer • "Come and Follow Me" (CD-2, #14)
- Story • Max is invited. (page 2)
- Activity • Creative Movement

Discover Gospel and Doctrine (50–55 minutes)

- Gospel Ritual • "Gospel Acclamation" (CD-2, #24)
- Gospel Warm-Up • I Have Friends
- Sunday Gospel • Jesus invites people to follow him. (page 1)
- Activity • Creative Drama

 Distribute the children's *What the Church Believes and Teaches* handbooks. Turn to page 31.

- Word of the Week • service (page 2)
- Activity • Promise Activity Book, Activity #29

Live the Gospel (15–20 minutes)

- Activity • The Big Catch Mobile (pages 3–4)
- Closing Prayer & Song • "Come and Follow Me" (CD-2, #14)

Take-Home

Remind the children to share their lesson with their families and do the *Family Corner* activities and prayer on page 2 together.

Lesson Theme: Jesus calls us to follow him.

Five-Day Lesson Pacing Guide

Note: This pacing guide suggests how to present the lesson over five days. Please adapt the lesson to suit your needs.

Day 1

Share Experiences

- Gathering Song • “Come and Follow Me” (CD-2, #14)
- Gathering Prayer (see page TG3-18)
- Story • Max is invited. (page 2)
- Activity • Creative Movement
- Closing Prayer • *Dear Jesus, thank you for the people who include and invite us. Amen.* (Repeat.)

Day 2

Discover Gospel and Doctrine

- Gathering Prayer • *Dear Jesus, thank you for the people who include and invite us. Amen.* (Repeat.)
- Gospel Ritual • “Gospel Acclamation” (CD-2, #24)
- Gospel Warm-Up • I Have Friends
- Sunday Gospel • Jesus invites people to follow him. (page 1)
- Activity • Creative Drama
- Closing Prayer • *Dear Jesus, help us to trust you and follow where you lead us. Amen.* (Repeat.)

Day 3

- Gathering Prayer • *Dear Jesus, help us to trust you and follow where you lead us. Amen.* (Repeat.)



Distribute the students’ *What the Church Believes and Teaches* handbooks. Turn to page 31.

- Word of the Week • service (page 2)
- Activity • *Promise Activity Book*, Activity #29
- Closing Prayer • *Loving God, help our parish to serve you by serving others. Amen.* (Repeat.)

Day 4

Live the Gospel

- Gathering Prayer • *Loving God, help our parish to serve you by serving others. Amen.* (Repeat.)
- Activity • The Big Catch Mobile (pages 3–4)
- Closing Prayer • *Dear Jesus, help us to follow you always. Amen.* (Repeat.)

Day 5

- Gathering Prayer • *Dear Jesus, help us to follow you always. Amen.* (Repeat.)
- Weekly Lesson Assessment
- Closing Prayer (see page TG3-19)
- Closing Song • “Come and Follow Me” (CD-2, #14)

Friday Take-Home

Remind the students to share their lesson with their families and do the *Family Corner* activities and prayer on page 2 together.

Curriculum Connections

- **Sci:** Simon Peter was willing to change his environment (put the net back in the water) to try to catch some fish. Invite the students to consider how other animals and plants change their environment to meet their needs. Invite them to share their realizations with the class. (K-ESS2-2)
- **SS:** Brainstorm why Jesus called fishermen. **Ask:** Why were there so many fishermen? Invite the students to look at a map of ancient Israel. Direct them to write down what environmental characteristics were present that might have encouraged people to become fishermen. (D2.Geo.4.K-2)

Extending Activities

(gospelweeklies.com/promise)


Catholic Identity Project of the Week

In Sunday’s Gospel, we hear Luke’s version of how Jesus called some of the Apostles. While we are all called to respond to God’s invitation, men in the seminary have taken a big step in answering God’s call. To encourage and support local seminarians, invite your class to make cards to thank and promise to pray for them.

Extending the Lesson

Saints and Feast Days to Celebrate

- **February 6: Saint Paul Miki and Companions** – A Jesuit brother born in Japan in the late 1500s, Paul Miki and twenty-six others—catechists, missionaries, laymen, servants, elderly people, and children—were crucified in 1627 for their Christian beliefs.
- **February 8: Saint Josephine Bakhita** – Kidnapped, sold into slavery, and abused, Josephine Bakhita eventually came to live with the Canossian Sisters in Venice. There, she dedicated her life to God. She is the patron of Sudan.
- **February 10: Saint Scholastica** – Born into a wealthy family, Scholastica freely pursued her education. She lived in a hermitage near Monte Cassino, the site of the first Benedictine monastery. Her twin brother was Saint Benedict of Nursia, founder of the Benedictines. She is the patron of schools, books, and reading.



Teaching This Week's Lesson

Share Experiences

Objective The children will recognize that they like to be invited.

Gather in a circle and sing "Come and Follow Me" (CD-2, #14) to begin your *Promise* session.

Gathering Prayer Invite a child to point to the current Sunday on a Church Year calendar. Invite the children to repeat each line and movement of this prayer after you:

- Thank you, Loving God,
- For giving us hearts to love you and others.
(Place hand over heart.)
- For giving us eyes to see the beauty of your world.
(Make binocular shapes with fingers.)
- For giving us bodies that can move.
(Stretch way up and crouch way down.)
- For giving us ears to hear the stories about Jesus.
(Cup hands behind ears.)
- Thank you, God. Amen.
(Raise hands in prayer.)

Story • Max is invited. (page 2) Sit in a story circle.
Ask: When have you been invited to a party? What kind of party was it? Who was there? Who invited you? When have you had a party and invited people to come? Were there rules about how many people you could invite? How did you decide whom to invite?

Distribute *Promise* and direct the children to turn to page 2. Read the story aloud, frame by frame. **Ask:** How did Max feel at his new school? How did he feel when Sam invited other children but not him? Why did Sam do that? Why was it important to Max that Sam called to invite him? How will Max feel at school now?

Inviting and being invited are parts of everyday life. **Ask:** What are some everyday examples of being invited or inviting? *Sit together at lunch, play together at recess, sit down for dinner at home, come into the classroom.*

Activity • Creative Movement Invite the children to stand. Tell them they are going to use their imaginations for this activity and to follow your directions: Pick up a telephone. Call a friend and talk to him or her. Use your face and body movements to react to good news / funny news / sad news / exciting news. Finish your conversation with your friend. End the call.

Invite volunteers to share some of the news they received.

Discover Gospel and Doctrine

Objectives • The children will:

- Recognize that Jesus called people to follow him.
- Recognize the terms *Church, parish, and People of God*.
- Identify that people in their parish teach them about Jesus.

Play and sing "Gospel Acclamation" (CD-2, #24) to prepare the children for the proclamation of the Gospel.

Gospel Warm-Up • I Have Friends Gather in the Gospel area. **Ask:** What makes people friends? *Like the same things; enjoy the same activities; trust the person won't hurt you or laugh at you.* Accept all answers. **Ask:** Who would like to tell what you did with a friend yesterday or over the weekend? Summarize by saying that Jesus had friends too. They will hear about some of those friends in this Sunday's Gospel.

Sunday Gospel • Jesus invites people to follow him. (page 1) Invite the children to turn to the cover picture and describe the scene. Read the Gospel story:

Jesus was teaching near a lake. People crowded around to hear his message. He got into a boat that belonged to a fisherman named Simon Peter.

Jesus said to Simon Peter, "Row your boat out a little way."

Jesus sat in Simon Peter's boat and taught the people on the shore about God. When he finished teaching, he said to Simon Peter: "Row out to the deep water. You will catch fish there."

Simon Peter said: "Jesus, we fished all night and didn't catch anything. But we will try again if you say so." Simon Peter caught so many fish that his nets began to tear. His friends in another boat rowed out to help him. They filled both boats with fish.

Simon Peter said, "Jesus, you are too great for a sinner like me."

Jesus said to him and the other fishermen: "Do not be afraid. You caught all these fish because you listened to me. Follow me, and we will go fishing for people to join us."

Simon Peter and his friends left their fishing boats, followed Jesus, and helped him gather other followers.

Invite the children to retell the Gospel story.


Activity • Creative Drama Gather in the open area. Invite the children to sit on the floor in their own boats on the lake. Direct them to practice rowing their boats. Big waves come along. It gets very cold. The children continue rowing. It gets warm again. Demonstrate how to throw their fishing nets into

the water and haul in their catch. Invite some of the children to describe the fish they caught.

Move to one side of the room. Select two children to be Simon Peter and his friend. You take the role of Jesus, say goodbye to the children, and ask Simon Peter and his friend to take you fishing. Pantomime rowing out into the lake. You tell Simon Peter and his friend to throw out their net. They do so and catch a lot of fish. The other children help to haul in the net. Then they all go out fishing with Jesus again. When Jesus is finished, he motions for everyone to follow him. Jesus leads the children around the room.



Distribute the children's *What the Church Believes and Teaches* handbooks.



What the Church Believes and Teaches

Church, People of God, parish (pages 31-33)

Ask: Who is a follower of Jesus? We know about Jesus because people have invited us to learn about him.

Print *Church* and *church* on the board. Review what the children learned about *Church* and *church* in the lesson for 1/23. Use the fingerplay "Here is the church. Here is the steeple. . . ." to illustrate the difference. *The building is the church. The people are the Church, the People of God.*

Help the children find page 31 in their Catechism handbooks. Direct them to find the word *Church* next to the picture of four happy people. Read the definition aloud as the children follow along by pointing to each word. **Ask:** Are you a member of the Church? How did you become a member of the Church? *Baptism.* **Ask:** How big is the Church? *It includes people from all over the world.* One name we use for the Church is "God's family" or the "family of God." As members of God's family, we care about all the other members like our brothers and sisters.

Direct the children to turn to page 33 and find the words *People of God*. Read the definition aloud as the children follow along. The Church, God's family, the People of God includes all God's children from around the world.

Ask: What do we call our smaller church family in our neighborhood or town? *Parish.* Direct the children to find the word *parish* at the bottom of page 32. Read aloud the

definition as the children follow along. **Ask:** What other things does our parish do? *Help the poor, teach about Jesus, help one another, play, etc.* What is the name of our parish?

Distribute crayons and drawing paper. Invite the children to draw one of the things they like to do at the parish.



Have the children close the *What the Church Believes and Teaches* handbooks and return to *Promise*.

Word of the Week • service (page 2) Print the word *service* on the board. Share this definition: *We offer service when we help one another.* Tie this word back to things people in the parish do to help others.

Live the Gospel

Objective The children will identify themselves as followers of Jesus.

Activity • The Big Catch Mobile (pages 3-4)

Direct the children to turn to page 4 and look at the big picture. **Ask:** What is happening? Distribute scissors and crayons. Direct the children to cut out the picture on the heavy lines. Caution them to not cut off the two white tabs. Attach the picture by its tabs to a coat hanger, pencil, or paint stirrer (see page 3). Direct them to print their name on one fish, cut apart the fish, and put them in order so they read "Jesus Calls His Friends" on the back. Attach the fish to the bottom of the hanger with differing lengths of yarn or string. Direct the children to keep the "scrap" to take home.

Closing Prayer Gather in a prayer circle. **Pray:** "Jesus, Simon Peter trusted and followed you. We are your followers too. Help us to be good followers." The children respond, "Amen."




Play and sing "Come and Follow Me" (CD-2, #14) to conclude your prayer and *Promise* session.

Extending Activities (gospelweeklies.com/promise)

Lesson Wrap-Up

Visit gospelweeklies.com/assessment to download this week's lesson assessment.

Use Activity #29 from the *Promise Activity Book* as a take-home activity or lesson wrap-up.



For Catechists and Teachers

Scripture Background

In the Beatitudes, Jesus counters the idea that wealth, abundance, laughter, and social acceptance are signs of God's blessings and that their opposites—poverty, hunger, sorrow, and persecution—are signs of being outside God's care. Jesus teaches that poor, hungry, sorrowing, and persecuted people have a place in God's kingdom.

Connecting Scripture and Doctrine

Jesus wants us to have happiness that lasts. He shared the Beatitudes with his followers. These attitudes and actions are like a map that will lead us to true happiness in this life and help us get to Heaven.

"The Beatitudes confront us with decisive choices concerning earthly goods; they purify our hearts in order to teach us to love God above all things" (CCC, 1728).

Sharing the Lesson with Families

Encourage parents to praise their child for all the happiness he or she brings to their family. Suggest that they affirm their child's special personality traits and talents. Encourage the family to choose a way to bring happiness to a neighbor, family member or friend in a nursing home, or those seeking assistance from a local food bank or other social service agency.

Materials

- Promise Student Lesson for 2/13
- Catechism handbook, page 7
- audio player & Promise/Good News CD-2
- scissors
- glue
- crayons
- Church Year calendar

Suggested Music

- "Gospel Acclamation" (CD-2, #24)
- "The Beatitudes" (CD-2, #17)

Lesson Resources

- Promise Activity Book, Activity #23
- Lesson Assessment (gospelweeklies.com/assessment)
- Video Links (gospelweeklies.com/weekly-videos)

Single-Session Lesson Pacing Guides

Note: These pacing guides are suggestions for how to present the lesson. Please adapt the lesson to suit your needs.

60-Minute Lesson

Share Experiences (20-25 minutes)

- Gathering Song & Prayer • "If You're Happy and You Know It"
- Cover Activity • What Makes Me Happy? (page 1)
- Story • So Many Friends (page 2)
- Activity • Creative Drama

Discover Gospel and Doctrine (20-25 minutes)

- Gospel Ritual • "Gospel Acclamation" (CD-2, #24)
- Sunday Gospel • Jesus Wants Everyone to Be Happy
- Word of the Week • Beatitudes (page 3)

 Distribute the children's *What the Church Believes and Teaches* handbooks. Turn to page 7.

Live the Gospel (15-20 minutes)

- Activity • Following Jesus makes me happy. (page 3)
- Activity • Jesus wants everyone to be included. (page 4)
- Closing Prayer & Song • "If You're Happy and You Know It"

Take-Home

- Promise Activity Book, Activity #23
- Remind the children to share their lesson with their families and do the *Family Corner* activities and prayer on page 3 together.

90-Minute Lesson

Share Experiences (20-25 minutes)

- Gathering Song & Prayer • "If You're Happy and You Know It"
- Cover Activity • What Makes Me Happy? (page 1)
- Story • So Many Friends (page 2)
- Activity • Creative Drama

Discover Gospel and Doctrine (45-50 minutes)

- Gospel Ritual • "Gospel Acclamation" (CD-2, #24)
- Sunday Gospel • Jesus Wants Everyone to Be Happy
- Word of the Week • Beatitudes (page 3)
- Activity • Move and Sing "If You're Happy and You Know It"

 Distribute the children's *What the Church Believes and Teaches* handbooks. Turn to page 7.

- Activity • Promise Activity Book, Activity #23

Live the Gospel (15-20 minutes)

- Activity • Following Jesus makes me happy. (page 3)
- Activity • Jesus wants everyone to be included. (page 4)
- Closing Prayer & Song • "If You're Happy and You Know It"

Take-Home

Remind the children to share their lesson with their families and do the *Family Corner* activities and prayer on page 3 together.

Lesson Theme: Jesus wants everyone to be happy.

Five-Day Lesson Pacing Guide

Note: This pacing guide suggests how to present the lesson over five days. Please adapt the lesson to suit your needs.

Day 1

Share Experiences

- Gathering Song • “If You’re Happy and You Know It”
- Gathering Prayer (see page TG3-22)
- Cover Activity • What Makes Me Happy? (page 1)
- Story • So Many Friends (page 2)
- Activity • Creative Drama
- Closing Prayer • *Loving God, help us to share your love with others. Amen.* (Repeat.)

Day 2

Discover Gospel and Doctrine

- Gathering Prayer • *Loving God, help us to share your love with others. Amen.* (Repeat.)
- Gospel Ritual • “Gospel Acclamation” (CD-2, #24)
- Sunday Gospel • Jesus Wants Everyone to Be Happy
- Word of the Week • Beatitudes (page 3)
- Activity • Move and Sing “If You’re Happy and You Know It”
- Closing Prayer • *Loving God, help us to reach out to others so they know they belong. Amen.* (Repeat.)

Day 3

- Gathering Prayer • *Loving God, help us to reach out to others so they know they belong. Amen.* (Repeat.)

 **Distribute the students’ *What the Church Believes and Teaches* handbooks. Turn to page 7.**

- Activity • *Promise Activity Book*, Activity #23
- Closing Prayer • *Loving God, help us to treat all people with love and kindness. Amen.* (Repeat.)

Day 4

Live the Gospel

- Gathering Prayer • *Loving God, help us to treat all people with love and kindness. Amen.* (Repeat.)
- Activity • Following Jesus makes me happy. (page 3)
- Activity • Jesus wants everyone to be included. (page 4)
- Closing Prayer • *Dear Jesus, help us to follow your path to happiness. Amen.* (Repeat.)

Day 5

- Gathering Prayer • *Dear Jesus, help us to follow your path to happiness. Amen.* (Repeat.)
- Weekly Lesson Assessment
- Closing Prayer (see page TG3-23)
- Closing Song • “If You’re Happy and You Know It”

Friday Take-Home

Remind the students to share their lesson with their families and do the *Family Corner* activities and prayer on page 3 together.

- **ELA:** From your favorite children’s Bible, reread Luke’s Beatitudes and then read Matthew’s Beatitudes (Matthew 5:1–12) aloud. As a class, make a list of similarities and differences between Matthew’s and Luke’s versions (Luke 6:17, 20–26). (CCSS.ELA-Literacy.RI.1.9)
- **Tech:** As a class, create Beatitudes for Digital Living. Invite the students to consider how they can act like Jesus through their use of technology. (ISTE.2016.2b)

Extending Activities

(gospelweeklies.com/promise)

Catholic Identity Project of the Week

The Beatitudes call us to live intentional, moral lives and to consider how we treat those around us. Invite the children to identify one way they can live an intentional, moral life this week. Invite them to share what they will do. Next week, give them the opportunity to reflect on their experiences.

Extending the Lesson

Saints and Feast Days to Celebrate


- **February 13: World Marriage Day** – Ask: Why is Matrimony (marriage) a sacrament?
- **February 14: Saint Valentine of Terni** – There’s not much officially known about this popular bishop and saint. It’s believed that Valentine defied the emperor Claudius who prohibited soldiers from marrying before they headed to war. The secret marriages he performed may have led Valentine to be known as the patron of lovers and happy marriages.
- **February 14: Saints Cyril and Methodius** These two Greek brothers are best known as ninth-century missionaries to the Slavic peoples. They developed an alphabet and used it to translate some of the Bible into Old Slavonic. They are the co-patrons of Europe (with Saint Benedict of Nursia) and the patrons of ecumenism and of unity among Eastern and Western Churches.



Teaching This Week's Lesson

Share Experiences

Objective The children will identify what makes them happy.

 Gather in a circle and sing "If You're Happy and You Know It," using clap your hands, stomp your feet, touch your toes, and shout hooray.

Gathering Prayer Invite a child to point to the current Sunday on a Church Year calendar. **Pray:** "Loving God, you want everyone to be happy and included. Help us to treat others the way we want to be treated." The children respond, "Amen."

Cover Activity • What Makes Me Happy? (page 1) Remain in the circle. **Ask:** What makes you happy? Let the children share freely. Distribute *Promise* and invite the children to study the cover picture. **Ask:** Who is happy? Which of these activities makes you happy? What other activities make you happy?

Story • So Many Friends (page 2) **Ask:** Have you ever felt left out because of your size or age? Because only one person could be chosen? Because you were last in line? How did you feel when you were left out? Tell them you know a story about a girl who had so many stuffed-animal friends that they didn't all fit in her bed at night. She didn't want to leave anyone out.

Gather at the worktables and open *Promise* to page 2. Read aloud the title and invite the children to identify the pictures across the top. Read the story to the children the first time. Direct them to follow the words and pictures line by line. The second time through, invite the children to read with you. If time permits, have two children take the parts of Mom and Lily and read to the class. **Ask:** What do you think of Lily's mom's solution?

Activity • Creative Drama Gather in the open area. Organize the children according to which stuffed animal they would like to be: Mr. Bear, Moose, Penny the Pig, Funny Bunny, Pearl the Pony.

Assign each group an area in the room. Each group will take a turn showing the other groups how they move, eat, and play.

Choose one child to be Lily. Lily goes to each group of animals and says, "Show me how you walk, how you eat, how you play together." After the animals show her, Lily asks, "Why should this animal be the one that sleeps with me?" Give the children hints about possible answers. The bear can give bear hugs; the moose can protect Lily with his big antlers; the pig is warm; the bunny is soft and furry; the pony can help her dream about going for rides.

Lily then says to them, "Show me how you sleep." When they show her, she tiptoes away and moves to the next group.

Discover Gospel and Doctrine

Objectives • The children will:

- Recognize that Jesus wants everyone to be happy.
- Identify the Beatitudes as Jesus' path to happiness.
- Identify that God shows his love through Creation.

 Play and sing "Gospel Acclamation" (CD-2, #24) to prepare the children for the proclamation of the Gospel.

Sunday Gospel • Jesus Wants Everyone to Be Happy Tell the children that in the Bible, sometimes the word *blessed* is used. **Ask:** Can you think of a prayer that includes the word *blessed*? *The Hail Mary*. **Ask:** What does it mean to say someone is blessed? *They are special to God*. Being special to God makes us happy. In today's Gospel story, Jesus uses the word *blessed*. Every time he says *blessed*, think *happy*.

Jesus had climbed a big hill where he had prayed and chose the Twelve Apostles. When he came down from the hill, his disciples and a crowd of people from all over were waiting for him. He looked at the people and said: "Blessed are you who are poor; the kingdom of God is yours! Blessed are you who are hungry; you will be filled! Blessed are you who weep; you will laugh! Blessed are you when people hate you, reject you, insult you, and say bad things about you because you are a follower of mine! Be glad when that happens and dance for joy because you will have a great reward in Heaven."

God wants all people to be happy. There is room for everyone in God's family. God cares about people who are poor, lonely, or sad. God wants hungry people to have food and lonely people to have friends. God wants people who are sad to laugh again. Jesus wants us to love everyone and not leave anyone out. Then we will all be happy together.


Ask: How can you share the happiness of God's love? Do you know other people who bring happiness? What are their names and what do they do? How do you bring happiness to our *Promise* class?

Play "The Beatitudes" (CD-2, #17) to reinforce the message of the Gospel about the Beatitudes.

Word of the Week • Beatitudes (page 3) Print *Beatitudes* on the board. Share this definition: *The Beatitudes are Jesus' list of attitudes and actions that will help his followers find real happiness.*

Activity • Move and Sing Invite the children to stand and put their *Promise* copies on the floor in front of them. Sing “If You’re Happy and You Know It” again, using touch your nose, pat your head, tap your toes, and swing your hips. End with “If you’re happy and you know it, follow me.” Lead the children to the work area.

 **Distribute the children’s *What the Church Believes and Teaches* handbooks.**



What the Church Believes and Teaches

God Shows His Love (page 7)


Ask: How do you know that God loves you? Help the children to find page 7 in their Catechism handbooks. Read aloud the title and tell them that God shows us his love in lots of ways. The first way is that God created the world and all that is in it.

Read the rebus story to the children, pausing to allow them to add the pictured words. Continue reading through *Holy Spirit*. **Ask:** What do we call God the Father, God the Son, and God the Holy Spirit? *The Blessed Trinity*.

Distribute crayons and invite the children to draw a picture of something God made. Invite them to share.

Read aloud the left column under the drawing. Invite the children to print their names in the space. Say to each child: “God made Name with love. You are wonderful and good.”

Read aloud the right column. Invite the children to underline the sentence that includes the word *happy*. Read that sentence again for emphasis.

 **Have the children close the *What the Church Believes and Teaches* handbooks and return to *Promise*, page 3.**

Live the Gospel

Objectives • The children will:

- Identify that following Jesus will make them happy.
- Identify that there’s a place for everyone in Jesus’ community.

Activity • Following Jesus makes me happy. (page 3) Name some things the children have said that make them happy. **Ask:** Did you ever get something you thought would

make you happy, but the happiness didn’t last very long? Allow volunteers to share. **Ask:** Do you know what will make you happy in a way that will last all your life? *Following Jesus will help you get to Heaven where you will be happy forever!*


Direct the children to turn to page 3 of *Promise*. Invite a volunteer to read the words aloud. Give the children time to trace the letters and draw their faces on the child’s body.

Activity • Jesus wants everyone to be included. (page 4) **Ask:** Does it make you happy to be left out of a game? When you aren’t invited to a party? When someone doesn’t like you because you’re different from them? Discuss how some people are left out because of skin color, how they dress, or because they are shy or loud or tall or short or heavy or skinny or . . .

Explore who Jesus includes in his family of followers. **Ask:** Does Jesus want Name left out because she wears glasses or Name left out because his hair is curly? Would Jesus leave out someone who is new in our country and doesn’t know English yet? Jesus doesn’t want anyone to be left out. God made everyone out of love, and every person is good and special in God’s eyes.

Direct attention to the picture of Jesus on page 4. His arms and hands are open to welcome everyone into his love. Distribute scissors and glue. Direct the children to cut out the four shapes at the bottom of the page and glue them in the matching areas. Now these children are included with Jesus and the other children.

Closing Prayer Invite the children to repeat each line after you: Thank you, God / for making each of us good and special. / Thank you / for our bodies and senses / that help us experience / your Creation. / Help us to follow you. / Amen.

 Sing “If You’re Happy and You Know It,” using follow Jesus, include others, be kind, help one another, and say Amen.

Extending Activities (gospelweeklies.com/promise)


Family Corner

Remind the children to share their *Gospel Weeklies* with their families, do the *Family Corner* activities and prayer, and read the Eucharist Quote together.

Lesson Wrap-Up

Visit gospelweeklies.com/assessment to download this week’s lesson assessment.

Use Activity #23 from the *Promise Activity Book* as a take-home activity or lesson wrap-up.



For Catechists and Teachers

Scripture Background

Sunday's Gospel contains the Golden Rule: Treat others the way you want to be treated. Jesus asks us to love our enemies and do good to those who treat us badly.

Connecting Scripture and Doctrine

Loving our enemies and following other teachings of Jesus help us live as Christians. Treating others the way we want them to treat us sums up what Christian morality is.

"We who are made in God's image share God's communal, social nature. We are called to reach out and to build relationships of love and justice" (*National Directory for Catechesis*, 43).

Sharing the Lesson with Families

Explain to parents that learning and living the Golden Rule is remote preparation for their child's celebration of the Sacrament of Penance and Reconciliation. Encourage parents to use the Kindness Coupons as gentle reminders to be kind.

Looking Ahead: Ash Wednesday (March 2) begins the forty days of Lenten fasting, prayer, and almsgiving that prepare Catholics for Easter. The forty days symbolize the time Jesus spent in the desert before he began his ministry. *Lent* comes from the Old English word *Lencten*, which means "spring."

Materials

- *Promise* Student Lesson for 2/20
- Catechism handbook, page 30
- audio player & *Promise/Good News* CDs
- ruler, measuring cup, drawing paper
- crayons, scissors, glue, envelopes
- Church Year calendar
- story coloring page (one per child)

Suggested Music

- "CHOICES" (CD-1, #16)
- "Gospel Acclamation" (CD-2, #24)
- "You've Got to Love Them" (CD-2, #20)

Lesson Resources

- *Promise Activity Book*, Activity #27
- Lesson Assessment (gospelweeklies.com/assessment)
- Video Links (gospelweeklies.com/weekly-videos)

Single-Session Lesson Pacing Guides

Note: These pacing guides are suggestions for how to present the lesson. Please adapt the lesson to suit your needs.

60-Minute Lesson

Share Experiences (10-15 minutes)

- Gathering Song & Prayer • "CHOICES" (CD-1, #16)
- Activity • Feelings and Choices
- Story • Josie's Hard Choice

Discover Gospel and Doctrine (25-30 minutes)

- Gospel Ritual • "Gospel Acclamation" (CD-2, #24)
- Sunday Gospel • Jesus teaches us to be kind. (page 1)
- Word of the Week • mercy (page 2)
- Activity • When are you kind? (page 3)

 Distribute the children's *What the Church Believes and Teaches* handbooks. Turn to page 30.

Live the Gospel (15-20 minutes)

- Activity • The Golden Rule (pages 2 and 4)
- Activity • My Kindness Coupons (page 4)
- Closing Prayer & Song • "You've Got to Love Them" (CD-2, #20)

Take-Home

- *Promise Activity Book*, Activity #27
- Remind the children to share their lesson with their families and do the *Family Corner* activities and prayer on page 2 together.

90-Minute Lesson

Share Experiences (15-20 minutes)

- Gathering Song & Prayer • "CHOICES" (CD-1, #16)
- Activity • Feelings and Choices
- Story • Josie's Hard Choice
- Activity • Creative Drama

Discover Gospel and Doctrine (50-55 minutes)

- Gospel Ritual • "Gospel Acclamation" (CD-2, #24)
- Sunday Gospel • Jesus teaches us to be kind. (page 1)
- Word of the Week • mercy (page 2)
- Activity • When are you kind? (page 3)

 Distribute the children's *What the Church Believes and Teaches* handbooks. Turn to page 30.

- Activity • *Promise Activity Book*, Activity #27

Live the Gospel (15-20 minutes)

- Activity • The Golden Rule (pages 2 and 4)
- Activity • My Kindness Coupons (page 4)
- Closing Prayer & Song • "You've Got to Love Them" (CD-2, #20)

Take-Home

Remind the children to share their lesson with their families and do the *Family Corner* activities and prayer on page 2 together.

Lesson Theme: Jesus teaches us to be kind.

Five-Day Lesson Pacing Guide

Note: This pacing guide suggests how to present the lesson over five days. Please adapt the lesson to suit your needs.

Day 1

Share Experiences

- Gathering Song • “CHOICES” (CD-1, #16)
- Gathering Prayer (see page TG3-26)
- Activity • Feelings and Choices
- Story • Josie’s Hard Choice
- Activity • Creative Drama
- Closing Prayer • *Loving God, help us to be kind and loving. Amen.* (Repeat.)

Day 2

Discover Gospel and Doctrine

- Gathering Prayer • *Loving God, help us to be kind and loving. Amen.* (Repeat.)
- Gospel Ritual • “Gospel Acclamation” (CD-2, #24)
- Sunday Gospel • Jesus teaches us to be kind. (page 1)
- Word of the Week • mercy (page 2)
- Activity • When are you kind? (page 3)
- Closing Prayer • *Dear Jesus, help us to learn your ways and follow you. Amen.* (Repeat.)

Day 3

- Gathering Prayer • *Dear Jesus, help us to learn your ways and follow you. Amen.* (Repeat.)



Distribute the students’ *What the Church Believes and Teaches* handbooks. Turn to page 30.

- Activity • *Promise Activity Book*, Activity #27
- Closing Prayer • *Loving God, help us to ask you for help when it is hard to be kind. Amen.* (Repeat.)

Day 4

Live the Gospel

- Gathering Prayer • *Loving God, help us to ask you for help when it is hard to be kind. Amen.* (Repeat.)
- Activity • The Golden Rule (pages 2 and 4)
- Activity • My Kindness Coupons (page 4)
- Closing Prayer • *Loving God, help us to follow the Golden Rule. Amen.* (Repeat.)

Day 5

- Gathering Prayer • *Loving God, help us to follow the Golden Rule. Amen.* (Repeat.)
- Weekly Lesson Assessment
- Closing Prayer (see page TG3-27)
- Closing Song • “You’ve Got to Love Them” (CD-2, #20)

Friday Take-Home

Remind the students to share their lesson with their families and do the *Family Corner* activities and prayer on page 2 together.

Curriculum Connections

- ELA: Invite the students to explain verbally or in writing whether the main characters in this week’s story follow Jesus’ example of how to live. They should support their reasoning with examples from the story. (CCSS.ELA-Literacy.RL.1.10)
- SS: We follow Jesus when we live according to positive values. Share that positive values are found in all areas of life, including schools and government. Define democratic values (e.g., equality, fairness, respect for legitimate authority and rules) and invite the students to write a sentence about when they see those values lived out. (D2.Civ.8.K-2)

Extending Activities

(gospelweeklies.com/promise)


Catholic Identity Project of the Week

Take time this week to celebrate people who volunteer in your parish. Brainstorm all of the wonderful things these volunteers do. Invite the children to either illustrate a poster with messages of thanks or design their own cards to give to the volunteers.

Extending the Lesson

Saints and Feast Days to Celebrate

- February 21: Saint Peter Damian – Peter was a Benedictine monk who worked to reform some practices within the Church and religious communities. He was drawn to a life of prayer and sacrifice as a hermit. A gifted preacher and writer, he was named bishop and later cardinal in eleventh-century Italy. He is a Doctor of the Church.
- February 22: The Chair of Saint Peter the Apostle – *Cathedral* comes from the word for “throne” or “chair.” A cathedral is where the chair of the bishop is. However, the chair we celebrate this day isn’t a piece of furniture. In this case, it indicates the person who leads the universal Church. This feast commemorates Jesus calling Peter to sit as the pope, the earthly leader of the Church.




Teaching This Week's Lesson

Share Experiences

Objectives • The children will:

- Recognize that they have different feelings.
- Recognize that they choose their actions.

 Gather in a circle to play and sing "CHOICES" (CD-1, #16) to begin your *Promise* session.

Gathering Prayer Invite a child to point to the current Sunday on a Church Year calendar. **Pray:** "Loving God, you give us feelings and choices. Help us make loving and kind choices even when we don't feel loving and kind." The children respond, "Amen."

Activity • Feelings and Choices **Ask:** How are you feeling today? Print the words *sad*, *mad*, and *glad* on the board. These words describe many of our feelings. Invite them to show with their faces and bodies what each feeling looks like.

Ask: What makes you sad? Mad? Glad? What do you do when you're sad? Mad? Glad? Our feelings don't decide our actions. If your brother made you mad, it doesn't mean you will hit him. You might *want* to hit him, but you *choose* how you are going to act.

Story • Josie's Hard Choice A coloring page to accompany this story is available at gospelweeklies.com/lesson-updates. Invite the children to listen closely to see if they can help Josie make a hard choice.

Josie was mad. She got home, slammed the door, and threw her backpack on the floor. She stomped to her room.

Mom knocked on Josie's bedroom door. "Josie, may I come in?" she asked.

"OK," Josie said in a snuffly voice.

Mom could tell that Josie had been crying. "What happened to get you so upset, honey?" she asked.

Josie said: "Jasmine's birthday is next week. She can invite three friends to Sky Zone. She told us girls about it at recess on Monday. Now Emily is acting like she's Jasmine's best friend. She cuts in line so she can be by Jasmine. She pushed me out of the way so she could sit by Jasmine at lunch today. And she was whispering to Jasmine and made a mean face at me. I know she was telling Jasmine a lie about me! Emily just wants Jasmine to invite her and not me to her birthday party!"

"You might be right about why Emily's trying to be Jasmine's friend," Mom said. "Whom does Emily usually play with?"

"Sometimes Sara and Liz, and sometimes Karrah and Simone, and sometimes she sits alone on the step. She used to play with Hilary, but Hilary went to live with her dad," explained Josie.

"It sounds like Emily might be having a hard time making friends," said Mom.

"She isn't acting very friendly to me! She's mean and . . . and . . . and selfish!" Josie said.

"I understand why you feel angry, Josie, but what are you going to do with your angry feeling? Are you going to be mean to Emily since she's been mean to you? Or are you going to choose to show Emily what being a good friend is really about?" Mom asked.

"Well, I want to be mean back, but you and Dad always tell me to be kind. But being kind to Emily will be hard!" Josie said.

"What else do your dad and I tell you?" asked Mom.

"Treat others the way you want to be treated," said Josie.

Ask: What do you think Josie will do? Discuss Josie's options.

Activity • Creative Drama Print Josie's options on the board. Organize the children into small groups and assign each group an option to dramatize for the class.

Discover Gospel and Doctrine

Objectives • The children will:

- Identify that Jesus wants us to be kind.
- Learn a short prayer of love.

 Play and sing "Gospel Acclamation" (CD-2, #24) as preparation for the proclamation of the Gospel.

Sunday Gospel • Jesus teaches us to be kind.

(page 1) Distribute *Promise* and invite the children to look at the cover picture of Jesus teaching. Direct them to place the picture faceup on the floor in front of them. Share the Gospel:

After teaching the people the Beatitudes, Jesus spoke about how they should treat one another. He said: "Love your enemies. Pray for those who are not kind to you. Treat others the way you want them to treat you. Give to others without expecting anything in return. Be merciful just as God our Father is merciful. Don't judge, and other people won't judge you. Don't condemn, and people won't condemn you. Forgive others, and they will forgive you. Be generous, and people will be generous to you too. The measure you use for others is how you will be measured."

Show the children a ruler and a measuring cup. **Ask:** What do we use these for? **Measuring.** **Ask:** What does Jesus mean when he says, "The measure you use for others is how you will be measured?" Help the children relate it to the Golden Rule: "Treat others the way you want to be treated" and the words from the Lord's Prayer: "Forgive us our trespasses as we forgive . . ."


Word of the Week • mercy (page 2) Print *mercy* on the board. Share this definition: *Mercy is being willing to forgive or help. It means treating others like God treats us.*

Activity • When are you kind? (page 3) Direct the children to turn to *Promise*, page 3. **Ask:** How do you feel inside when you do or say something kind? *Good, happy, joyful.* Those good feelings help you know you did the right thing even if people aren't kind to you.

Read aloud the title and directions. Go over the pictures and read the words. Distribute crayons and direct the children to draw a smiley face next to each kind action. Help them find two examples of being kind to get something back. **Ask:** Is this the way Jesus wants us to be kind?



Distribute the children's *What the Church Believes and Teaches* handbooks.



What the Church Believes and Teaches

Short Prayer of Love (page 30)

Ask: Where does love come from? *God.* The Bible says, "God is love" (1 John 4:8). God will help us choose to act with love when we don't feel loving.

Direct the children to find page 30 in their handbooks. Print on the board: "Jesus, I love you with my whole heart. Help me to . . ." Invite them to find the Short Prayer of Love. Invite the children to repeat the prayer after you. Practice until they can say the entire prayer.

Point out the words you added to the prayer on the board: *Help me to . . .* Explain that they can use the prayer when they need help being loving or kind. Invite the children to complete the "Help me to . . ." sentence starter.

Distribute drawing paper and direct the children to print the prayer in the middle of their paper and decorate their page as time allows. Encourage them to take the prayer home to help them learn it by heart and to remember to pray for help being kind and loving.



Have the children close the *What the Church Believes and Teaches* handbooks and return to *Promise*, page 2.

Live the Gospel

Objectives • The children will:

- Recognize the Golden Rule.
- Create kindness coupons for their parents.

Activity • The Golden Rule (pages 2 and 4)

Distribute scissors and turn to *Promise*, page 2. Print "Treat others the way you want to be treated" on the board. **Ask:** What is this called? *The Golden Rule.* It's one of Jesus' teachings in Sunday's Gospel and an important rule to follow.

Direct the children to find the green box on page 4. Direct them to cut out the box on the black lines. Then cut apart the smaller boxes on the white lines. Place the green pieces faceup on the worktable, look at the Golden Rule on the board, and put their words in order. Distribute glue and direct the children to glue the words in order onto the chalkboard on page 2.

Activity • My Kindness Coupons (page 4) Turn to *Promise*, page 4. Read the title and directions. Look at the five coupons together. Sometimes it's hard to do these things, and sometimes we need to be reminded. Direct the children to cut out the coupons and put them in an envelope to take home.

Closing Prayer Gather in a circle. Invite the children to pray together the short prayer of love they learned earlier: "Jesus, I love you with all my heart. Help me to . . ." (*children add endings*). Conclude by **praying:** "Help us choose to be kind and loving. Forgive us when we choose not to love." The children respond, "Amen."



Close your prayer and gathering by singing "You've Got to Love Them" (CD-2, #20). Direct the children to make a heart with their hands when they hear the word *love*.

Extending Activities (gospelweeklies.com/promise)

Family Corner

Remind the children to share their *Gospel Weeklies* with their families, do the *Family Corner* activities and prayer, and read the Eucharist Quote together.

Lesson Wrap-Up

Visit gospelweeklies.com/assessment to download this week's lesson assessment.

Use Activity #27 from the *Promise Activity Book* as a take-home activity or lesson wrap-up.



For Catechists and Teachers

Scripture Background

In Sunday's Gospel, Jesus chides the foolish person who spots the splinter in his neighbor's eye but can't see the log in his own. Jesus teaches us that just as good trees bear good fruit, so will good lives show forth in good deeds.

Connecting Scripture and Doctrine

Jesus challenges us to include all people in the family of God, respect people we don't like, and make conflicts better instead of worse. We show that we love Jesus when we keep his Law of Love and the Ten Commandments. We share the goodness in our hearts with our family, friends, and people of our parish.

"According to the Lord's words—'Thus you will know them by their fruits'—reflection on God's blessings in our life and in the lives of the saints offers us a guarantee that grace is at work in us and spurs us on to an ever greater faith and an attitude of trustful poverty" (CCC, 2005, citing Matthew 7:20).

Sharing the Lesson with Families

Encourage parents in nurturing and affirming the good in their child. Just as a good tree grows good fruit, well-nurtured and well-guided children will show goodness in their lives. Suggest that parents praise their child for good actions and attitudes.

Materials

- Promise Student Lesson for 2/27
- Catechism handbook, page 8
- audio player & Promise/Good News CD-2
- pencils, crayons, craft sticks or pencils
- small white paper plates
- glue, tape, or stapler
- Church Year calendar

Suggested Music

- "Have You Ever Seen...?" (CD-2, #15)
- "Gospel Acclamation" (CD-2, #24)

Lesson Resources

- Promise Activity Book, Activity #16
- Lesson Assessment (gospelweeklies.com/assessment)
- Video Links (gospelweeklies.com/weekly-videos)

Single-Session Lesson Pacing Guides

Note: These pacing guides are suggestions for how to present the lesson. Please adapt the lesson to suit your needs.

60-Minute Lesson

Share Experiences (15-20 minutes)

- Gathering Song & Prayer • "Have You Ever Seen...?" (CD-2, #15)
- Activity • Where do we get...? (page 2)
- Story • Whose garden is this? (page 3)

Discover Gospel and Doctrine (20-25 minutes)

- Gospel Ritual • "Gospel Acclamation" (CD-2, #24)
- Sunday Gospel • A Good Tree Grows Good Fruit (page 1)

 Distribute the children's *What the Church Believes and Teaches* handbooks. Turn to page 8.

- Word of the Week • Confirmation (page 2)

Live the Gospel (15-20 minutes)

- Activity • I grow good fruit. (page 4)
- Closing Prayer & Song • "Have You Ever Seen...?" (CD-2, #15)

Take-Home

- Promise Activity Book, Activity #16
- Remind the children to share their lesson with their families and do the *Family Corner* activities and prayer on page 2 together.

90-Minute Lesson

Share Experiences (20-25 minutes)

- Gathering Song & Prayer • "Have You Ever Seen...?" (CD-2, #15)
- Activity • Where do we get...? (page 2)
- Story • Whose garden is this? (page 3)
- Activity • Stretch

Discover Gospel and Doctrine (45-50 minutes)

- Gospel Ritual • "Gospel Acclamation" (CD-2, #24)
- Sunday Gospel • A Good Tree Grows Good Fruit (page 1)

 Distribute the children's *What the Church Believes and Teaches* handbooks. Turn to page 8.

- Word of the Week • Confirmation (page 2)
- Activity • Promise Activity Book, Activity #16

Live the Gospel (15-20 minutes)

- Activity • I grow good fruit. (page 4)
- Closing Prayer & Song • "Have You Ever Seen...?" (CD-2, #15)

Take-Home

Remind the children to share their lesson with their families and do the *Family Corner* activities and prayer on page 2 together.

Lesson Theme: God's goodness grows in our hearts.

Five-Day Lesson Pacing Guide

Note: This pacing guide suggests how to present the lesson over five days. Please adapt the lesson to suit your needs.

Day 1

Share Experiences

- Gathering Song • "Have You Ever Seen...?" (CD-2, #15)
- Gathering Prayer (see page TG3-30)
- Activity • Where do we get...? (page 2)
- Story • Whose garden is this? (page 3)
- Activity • Stretch
- Closing Prayer • *Loving God, thank you for all the growing things in Creation. Amen.* (Repeat.)

Day 2

Discover Gospel and Doctrine

- Gathering Prayer • *Loving God, thank you for all the growing things in Creation. Amen.* (Repeat.)
- Gospel Ritual • "Gospel Acclamation" (CD-2, #24)
- Sunday Gospel • A Good Tree Grows Good Fruit (page 1)
- Closing Prayer • *Loving God, help us to grow good fruit through our kind and loving actions. Amen.* (Repeat.)

Day 3

- Gathering Prayer • *Loving God, help us to grow good fruit through our kind and loving actions. Amen.* (Repeat.)



Distribute the students' *What the Church Believes and Teaches* handbooks. Turn to page 8.

- Word of the Week • Confirmation (page 2)
- Activity • *Promise Activity Book*, Activity #16
- Closing Prayer • *Holy Spirit, help us choose to obey God even when it is hard. Amen.* (Repeat.)

Day 4

Live the Gospel

- Gathering Prayer • *Holy Spirit, help us choose to obey God even when it is hard. Amen.* (Repeat.)
- Activity • I grow good fruit. (page 4)
- Closing Prayer • *Loving God, help us to share the goodness you have planted in our hearts. Amen.* (Repeat.)

Day 5

- Gathering Prayer • *Loving God, help us to share the goodness you have planted in our hearts. Amen.* (Repeat.)
- Weekly Lesson Assessment
- Closing Prayer (see page TG3-31)
- Closing Song • "Have You Ever Seen...?" (CD-2, #15)

Friday Take-Home

Remind the students to share their lesson with their families and do the *Family Corner* activities and prayer on page 2 together.

Curriculum Connections

- **Sci:** Lead the students in asking questions and making observations about a simple problem in their world. Work in small groups to address a problem and develop a simple sketch of an object or tool that would fix the problem. (K-2-ETS1-1)
- **Math:** Provide the students with a list of pairs of objects (e.g., two books, two children, two different chairs in the classroom, etc.). Direct them to work in pairs to describe differences between the object pairs (compare heights and describe one as taller/shorter, compare thickness of books and describe as thicker/thinner, etc.). (CCSS.Math.Content.K.MD.A.2)


Extending the Lesson

Saints and Feast Days to Celebrate

- **March 1: Saint David of Wales** – By legend, David of Wales was a descendant of King Arthur. We know for sure that he served as a missionary, founding monasteries throughout Wales. Saint David is the patron of Wales.
- **March 2: Ash Wednesday** – This is the first day of Lent, forty days of fasting, prayer, and almsgiving that prepare Catholics for Easter.
- **March 3: Saint Katharine Drexel** – Born into a wealthy Philadelphia family, Katharine traveled widely. Her parents instilled a sense of service in Katharine and her two sisters. She served as a missionary to Native American and African American people throughout the Western U.S. She was the second American-born person to become a saint. She is the patron of philanthropists and racial justice.

Catholic Identity Project of the Week

Invite the children to consider what their Lenten sacrifices might be. Brainstorm how they might pray, fast, and give during Lent. Suggestions might include praying a decade of the Rosary, fasting from a favorite treat, and giving money or food to the less fortunate through a local food bank or international organization like Catholic Relief Services.




Teaching This Week's Lesson

Share Experiences

Objectives • The children will:

- Identify the living sources of everyday items.
- Identify what plants need to grow and bear fruit.

 Gather in a prayer circle. Play and sing "Have You Ever Seen a Mustard Seed?" (CD-2, #15).

Gathering Prayer Invite a child to point to the current Sunday on a Church Year calendar. **Pray:** "Loving God, thank you for sending Jesus to show us how much you love us. Help us to grow to be loving and kind." The children respond, "Amen."

Activity • **Where do we get . . . ? (page 2)** Gather the children in the work area. Distribute *Promise* and crayons or pencils. Invite the children to find page 2 and identify the objects on the left. Point out that all of these objects come from growing things. Read the title and directions. Complete the activity as a group or give the children time to complete it individually. When everyone has finished, share the matches. Invite volunteers to share what they know about how wheat becomes bread, seeds become flowers, etc.

Story • **Whose garden is this? (page 3)** Move to the story circle. Direct the children to close their copies of *Promise* and listen to this story:

Everyone in Chico knew Big Al. He had the biggest, most beautiful garden in town. When visitors came to Chico, people always took them to see Big Al's garden and marvel at his wonderful vegetables. One day, his daughter Julie asked him, "How do you grow such big carrots and tomatoes?" Big Al said, "You can find out for yourself." "How?" asked Julie. "By planting your own garden," her dad said.

During the winter, Julie and her dad planned what she would grow in her garden. In the spring, Big Al helped Julie dig up the ground. He showed her how deep to plant her lettuce, carrot, and radish seeds. He showed her how to dig holes for her tomato plants and where to plant marigolds to keep the bugs away. He told her how often to pull the weeds and water the plants. "We'll put up a fence to keep the bunnies out," said Big Al.

Julie followed her dad's directions. That summer when visitors came to see Big Al's garden, they saw a small garden next to it. "Those vegetables are just as nice as Big Al's," the visitors said. "This garden must belong to Big Al's daughter." Julie felt proud to be like her dad.

Open *Promise* to page 3 and look at Julie's garden. Identify the vegetables—lettuce, carrots, radishes or beets, tomatoes—and the marigolds. Invite the children to look at the pictures at

the top of the page. **Ask:** What helped Julie grow her plants? *Water, sunshine, bees, garden tools.* Move to the work area. Distribute crayons and give the children time to color the picture. The children may need help knowing what color the different vegetables are. When the children have finished coloring, invite them to say the names of the vegetables and the flowers again.

Activity • **Stretch** Lead the children in reaching for apples in a tree: Stand with hands at sides. / Raise elbows slowly. / Stretch arms straight up with hands in fists. / Slowly release fists and stretch fingers. / Reach for apples on the highest branch. / Raise up on tiptoes to reach the highest apple. / Slowly reverse the process until the children are standing at rest again. Repeat by reaching for bananas, pears, or cherries.

Discover Gospel and Doctrine

Objectives • The children will:

- Recognize that a person's actions are like a tree's fruit.
- Identify that choosing to disobey God is a sin.
- Identify that loving actions make us happy and unloving ones make us sad.

 Play and sing "Gospel Acclamation" (CD-2, #24) as preparation for the proclamation of the Gospel.

Sunday Gospel • **A Good Tree Grows Good Fruit (page 1)** Invite the children to look at the cover of *Promise*. Encourage them to think of the gardener as Jesus. **Ask:** What does the gardener do to help these trees grow good apples? *Fertilize, water, prune, spray for bugs.* Share the Gospel story:

Jesus told many sayings to teach the people who followed him. He said: "A good tree doesn't grow rotten fruit, and a rotten tree doesn't grow good fruit. People don't pick figs from thorn bushes or pick grapes from briars. Good people do good things because of the good in their hearts. Bad people do bad things because of the evil in their hearts. Our words show what is in our hearts."


Help the children make the connection between a tree's fruit and a person's actions. Explain that just as a good tree grows good fruit, a good person chooses to do good things and makes kind and loving choices. **Ask:** Who is like a good tree? *Parents, grandparents, teachers, people in the parish, neighbors, themselves, saints.* **Ask:** Why are these people like good trees? *They show love. They have God's love in their hearts and share it.*

Distribute pencils and direct the children to count all the apples. Direct them to count how many apples there are of each

color and write the number in the boxes. Red=3, Green=9, Yellow=7.



Distribute the children's *What the Church Believes and Teaches* handbooks.



What the Church Believes and Teaches

God Makes Promises (page 8)

Help the children find page 8 in their handbooks. Read the title and review what they learned about God creating everything and making everything good (see God Shows His Love, page 7, completed as part of the 2/13 lesson).

Read the first paragraph on page 8. **Ask:** Who was Adam's wife? *Eve*. Tell the children that they lived in a beautiful garden with lots of plants and trees and good things to eat. God gave them everything they needed. They were very happy. **Ask:** What was the garden called? *The Garden of Eden*.

Read the first three lines of the second paragraph. **Ask:** What did Adam and Eve do that was wrong? *Disobeyed God*. Disobeying God is called a *sin*. God made them leave the garden. They were not so happy anymore. They had to work hard for their food and the things they needed.

Direct the children to look at the pictures on page 8. Distribute crayons, read the directions, and go through the pictures together as a class. For each picture, **ask:** What is happening? Are the children happy or sad? Invite the children to color in the happy or sad face accordingly. For the sad pictures, **ask:** How can this become a happy picture? *A child has to choose to do what is loving and kind*.

Invite pairs of children to act out the following situations. Have the others "vote" with a thumbs-up for happy or a thumbs-down for sad. (If time allows for a craft activity, the children could make happy and sad face signs with small paper plates; glue, tape, or a stapler; crayons; and craft sticks or pencils.)

- One child shares a snack with another child.
- One child yells at another.
- A child opens the door for someone carrying a big box.
- Two children push each other to be first in line.
- Two children fold towels together.

Ask: What makes it a happy story? *A child chooses to do what is kind and loving*. **Ask:** What makes it a sad story? *A child (or children) chooses to do what is unkind and unloving*. Doing what is unloving and unkind is disobeying God. **Ask:** What is it called when we disobey God? *A sin*. **Ask:** Do sins make us happy or sad? *Thumbs-down, sad*.



Have the children close the *What the Church Believes and Teaches* handbooks and return to *Promise*.

Word of the Week • Confirmation (page 2) Print *Confirmation* on the board. Share this definition: *Confirmation celebrates the Gift of the Holy Spirit and gives us strength to do Jesus' work*. Remind the children that the Holy Spirit is our helper. The Spirit helps us to obey God, avoid sin, and grow good fruit in our lives.

Live the Gospel

Objective The children will recognize that loving actions are like good things that grow in gardens.

Activity • I grow good fruit. (page 4) Invite the children to turn to *Promise*, page 4. Read the title. Tell the children that each of our lives is like a garden. We can choose to grow good things in our gardens. Invite them to find the ear of corn. Read the word below it. **Ask:** Are you growing love in your garden? If yes, circle the ear of corn. Continue with *Thanking, Helping, and Sharing*. Invite the children to find each of the vegetables or fruits in the basket. Give them time to color the picture.

Closing Prayer **Pray:** "Father in Heaven, you created everything and made it good. We thank you for all your goodness. We thank you for food and clothes and homes, for families and friends and our Church. We thank you at Mass, at home, in class, in the park. Help us to grow in your love every day so that all our actions will be loving ones." The children respond, "Amen."




Close your prayer and gathering by singing "Have You Ever Seen a Mustard Seed?" (CD-2, #15).

Lesson Wrap-Up

Visit gospelweeklies.com/assessment to download this week's lesson assessment.

Use Activity #16 from the *Promise Activity Book* as a take-home activity or lesson wrap-up.



For Catechists and Teachers

Scripture Background

In Sunday's Gospel, the Devil tempts Jesus to show off his power as God by turning stones to bread, becoming ruler of the world, and having angels catch him when he jumps off the Temple. Jesus rejects these offers. His work is to show people God's love for them.

Connecting Scripture and Doctrine

Even Jesus was tempted by the Devil to choose what he wanted instead of following God's way. Each of us faces temptation every day. Every time we give in to the temptation to be selfish, we are choosing our way over Jesus' way. The Holy Spirit gives us strength to fight the temptation to be selfish and to sin.

"The temptation in the desert shows Jesus, the humble Messiah, who triumphs over Satan by his total adherence to the plan of salvation willed by the Father" (CCC, 566). "By the solemn forty days of *Lent* the Church unites herself each year to the mystery of Jesus in the desert" (CCC, 540).

Sharing the Lesson with Families

Encourage parents to choose a way their family can share with others during Lent. They may participate in CRS Rice Bowl (crs.org) through the parish, take food to the food bank, or work at a soup kitchen as a family. Suggest that parents post their child's Lent activity calendar and use it for individual and family Lenten observances.

Materials

- *Promise* Student Lesson for 3/6
- Catechism handbook, page 18
- audio player & *Promise/Good News* CDs
- markers, crayons, poster board, scissors
- Church Year calendar
- story coloring page (one per child)

NOTE: Prepare a sample of page 2 activity.

Suggested Music

- "CHOICES" (CD-1, #16)
- "Glory and Praise to You..." (CD-2, #23)
- "These Ashes" (CD-1, #15)

Lesson Resources

- *Promise Activity Book*, Activity #26
- Lesson Assessment (gospelweeklies.com/assessment)
- Video Links (gospelweeklies.com/weekly-videos)

Single-Session Lesson Pacing Guides

Note: These pacing guides are suggestions for how to present the lesson. Please adapt the lesson to suit your needs.

60-Minute Lesson

Share Experiences (15-20 minutes)

- Gathering Song & Prayer • "CHOICES" (CD-1, #16)
- Activity • I Can Choose
- Story • Jack's Oops Day
- Activity • Creative Movement

Discover Gospel and Doctrine (20-25 minutes)

- Gospel Ritual • "Glory and Praise to You..." (CD-2, #23)
- Gospel Warm-Up • Jesus chooses to follow God. (page 1)
- Sunday Gospel • Jesus chooses to follow God. (page 1)

 Distribute the children's *What the Church Believes and Teaches* handbooks. Turn to page 18.

- Word of the Week • Holy Week (page 2)

Live the Gospel (20-25 minutes)

- Activity • We show love during Lent. (page 2)
- Activity • My Lent Prayer Book (pages 3-4)
- Closing Prayer & Song • "These Ashes" (CD-1, #15)

Take-Home

- *Promise Activity Book*, Activity #26
- Remind the children to share their lesson with their families and do the *Family Corner* activities and prayer on page 2 together.

90-Minute Lesson

Share Experiences (15-20 minutes)

- Gathering Song & Prayer • "CHOICES" (CD-1, #16)
- Activity • I Can Choose
- Story • Jack's Oops Day
- Activity • Creative Movement

Discover Gospel and Doctrine (45-50 minutes)

- Gospel Ritual • "Glory and Praise to You..." (CD-2, #23)
- Gospel Warm-Up • Jesus chooses to follow God. (page 1)
- Sunday Gospel • Jesus chooses to follow God. (page 1)
- Activity • Simon Says

 Distribute the children's *What the Church Believes and Teaches* handbooks. Turn to page 18.

- Word of the Week • Holy Week (page 2)
- Activity • *Promise Activity Book*, Activity #26

Live the Gospel (20-25 minutes)

- Activity • We show love during Lent. (page 2)
- Activity • My Lent Prayer Book (pages 3-4)
- Closing Prayer & Song • "These Ashes" (CD-1, #15)

Take-Home

Remind the children to share their lesson with their families and do the *Family Corner* activities and prayer on page 2 together.

Lesson Theme: Jesus chooses to follow God.

Five-Day Lesson Pacing Guide

Note: This pacing guide suggests how to present the lesson over five days. Please adapt the lesson to suit your needs.

Day 1

Share Experiences

- Gathering Song • “CHOICES” (CD-1, #16)
- Gathering Prayer (see page TG3-34)
- Activity • I Can Choose
- Story • Jack’s Oops Day
- Activity • Creative Movement
- Closing Prayer • *Loving God, thank you for giving us choices to make each day. Amen.* (Repeat.)

Day 2

Discover Gospel and Doctrine

- Gathering Prayer • *Loving God, thank you for giving us choices to make each day. Amen.* (Repeat.)
- Gospel Ritual • “Glory and Praise to You...” (CD-2, #23)
- Gospel Warm-Up • Jesus chooses to follow God. (page 1)
- Sunday Gospel • Jesus chooses to follow God. (page 1)
- Activity • Simon Says
- Closing Prayer • *Loving God, help us to say yes to following and trusting you like Jesus did. Amen.* (Repeat.)

Day 3

- Gathering Prayer • *Loving God, help us to say yes to following and trusting you like Jesus did. Amen.* (Repeat.)



Distribute the students’ *What the Church Believes and Teaches* handbooks. Turn to page 18.

- Word of the Week • Holy Week (page 2)
- Activity • *Promise Activity Book*, Activity #26
- Closing Prayer • *Loving God, help us to grow closer to you during Lent. Amen.* (Repeat.)

Extending Activities

(gospelweeklies.com/promise)

Catholic Identity Project of the Week

Too many people in our local communities fast because of food insecurity. Food banks receive many donations around the holidays, but they often run low in the middle of the year. Coordinate with other teachers and the older students to collect food for a local food bank.

Day 4

Live the Gospel

- Gathering Prayer • *Loving God, help us to grow closer to you during Lent. Amen.* (Repeat.)
- Activity • We show love during Lent. (page 2)
- Activity • My Lent Prayer Book (pages 3–4)
- Closing Prayer • *Loving God, help us to make kind and loving choices. Amen.* (Repeat.)

Day 5

- Gathering Prayer • *Loving God, help us to make kind and loving choices. Amen.* (Repeat.)
- Weekly Lesson Assessment
- Closing Prayer (see page TG3-35)
- Closing Song • “These Ashes” (CD-1, #15)

Friday Take-Home

Remind the students to share their lesson with their families and do the *Family Corner* activities and prayer on page 2 together.


Curriculum Connections

- **Sci:** When Jesus was in the desert, he was fasting from food and would not have had much access to water since water is often scarce in the desert. Direct the students to create a tool that would help bring more water to the desert. (K-2-ETS1-1)
- **Math:** Using 40 as the two-digit number, invite the students to practice adding two-digit and one-digit numbers that add up to 40. They should use models or drawings to demonstrate their addition. (CCSS.Math.Content.1.NBT.C.4)

Extending the Lesson

Saints and Feast Days to Celebrate

- **March 7: Saints Perpetua and Felicity** – Perpetua was an educated noblewoman and new mother; Felicity, a pregnant slave. They were both imprisoned in Carthage and martyred during a period of intense Christian persecution in the third century. They are the patrons of mothers and expectant mothers. **Act:** Donate baby care items to a pregnancy help center.
- **March 8: Saint John of God** – Orphaned at the age of eight, John was a soldier, farmer, shepherd, and healthcare worker. The group he founded became the Hospitaller Order of Saint John of God, a worldwide organization that helps the sick, poor, and people with mental illness. Saint John of God is the patron of hospitals, nurses, the mentally ill, and the dying.




Teaching This Week's Lesson

Share Experiences

Objectives • The children will:

- Identify choices they make.
- Recognize that choices have consequences.

 Gather in a circle. Play and sing "CHOICES" (CD-1, #16) to begin your Promise session.

Gathering Prayer Invite a child to point to the current Sunday on a Church Year calendar. **Pray:** "Loving God, Lent is a time for us to practice choosing loving actions. Help us learn about making good choices today." The children respond, "Amen."

Activity • I Can Choose Have the children stay seated in the circle. **Ask:** What choices did you make this morning when it was time to get up? Did you make any choices that were loving to others or to God (morning prayer, being kind to a sibling, doing what a parent asked without whining)? Did you make any unloving choices? What other way could you have acted? What other choices did you make today? Give the children time to think and share, so they see that they make lots of choices every day.

Story • Jack's Oops Day A coloring page to accompany this story is available at gospelweeklies.com/lesson-updates. Tell the children the name of the story. **Ask:** Can you guess what happens to Jack on oops day? Encourage them to listen to find out what kind of choices Jack makes.

It was early Wednesday morning. In Jack's bedroom, the alarm clock was ringing. Very loudly. Jack pulled the pillow over his head to shut out the ringing. The next thing he knew, Mom was knocking on his door. Very loudly. "Get up, Jack," Mom said. "You'll be late for school." Jack tumbled out of bed and got dressed very fast. When he came into the kitchen for breakfast, Mom pointed to his feet.

"Oops," Jack said and went to his room to find socks that matched. When he was eating breakfast, Jack reached for the milk and sloshed his cereal all over the table. "Oops," Jack said. "I'll clean it up, Mom." Just then, he looked out the kitchen window to see the school bus pulling away from the sidewalk. "Oops," Jack said. "I missed the bus, Mom. Will you drive me to school?"

When Jack got to school, Mrs. Redden had already started Reading class. "Get your book, Jack, and join us," Mrs. Redden said. "Oops," said Jack. "I forgot my backpack." Mrs. Redden was disappointed.

Jack walked to the lunchroom with Quentin and Simon. "Oops," said Jack. "I forgot my lunch too." Quentin said, "You can have my apple." Simon said, "You can have my chips." Jack said, "Thank you."

When Jack got home that afternoon, he said: "Mom, I had a bad


day. I did oops things all day long." Jack told Mom all about his day, starting with his choice to stay in bed when the alarm went off. "You are right, Jack," Mom said. "You had an oops day, but tomorrow will be different. Let's make a chart for the forty days of Lent, which begins today. Every time you make a good decision, we will draw a happy face on the chart for that day." Mom and Jack made the chart. Mom said, "You made a good choice when you told me about your feelings, so we can put a happy face on the chart right away."

Activity • Creative Movement Organize the children into two groups. The groups will take turns showing with their faces and bodies how Jack felt at different times of his day.

Discover Gospel and Doctrine

Objectives • The children will:

- Identify that Jesus was tempted but chose to follow God.
- Identify Lent, Easter, and Lenten practices.

 Play and sing "Glory and Praise to You . . ." (CD-2, #23) to prepare the children for the proclamation of the Gospel.

Gospel Warm-Up • Jesus chooses to follow God. (page 1) Come back to the story circle and distribute crayons and Promise. Invite the children to tell you about the cover picture. Read the directions and find the hidden objects.

Sunday Gospel • Jesus chooses to follow God. (page 1) Talk to the children about Lent—a special time of year to grow in God's love, a special time of choices. Tell the children that Jesus had an important choice to make before he began his work: Should he become a powerful king or should he teach people to love one another? Then tell this Gospel story:

After Jesus' baptism, the Holy Spirit led him into the desert for forty days. Jesus didn't eat during those days and was hungry when they were over. The Devil came and tempted him.

The Devil said, "If you are really the Son of God, change this rock into bread." Jesus answered, "The Scriptures say that no one can live only on bread."

Then the Devil showed Jesus all the kingdoms of the world in a flash and said to Jesus: "I will give all this power and glory to you. Worship me, and you can have it all." But Jesus answered, "The Scriptures say that we are to worship and serve only God."

Then the Devil took Jesus to the top of the Temple in Jerusalem. The Devil said: "If you are the Son of God, throw yourself down from here. The Scriptures say that God's angels will catch you." But Jesus answered, "The Scriptures also say that we should not test God." The Devil left Jesus for a while.


Ask: Why didn't Jesus turn stones into bread? He was very hungry. *Jesus knew people need more than food to be happy. We need God too.* **Ask:** Why didn't Jesus become the ruler of the world? *Jesus knew God is ruler of all.* **Ask:** Why didn't Jesus jump from the tall Temple? *Jesus knew that God loved him and didn't need God to prove it.* **Ask:** Why did the Gospel end by saying the Devil went away "for a while." *The Devil keeps trying to tempt us—even Jesus—to make unloving choices. God helps us when we show love and pray.*

Invite the children to retell the story. Emphasize how each time Jesus said no to the Devil's temptation, Jesus chose to trust God.

Activity • Simon Says Play Simon Says. If the children choose to listen carefully, they can play a long time.



Distribute the children's *What the Church Believes and Teaches* handbooks.



What the Church Believes and Teaches

Holy Seasons: Lent, Easter
(page 18)

Show the children a calendar of the Church Year. Explain that it tells us all the holy days and holy seasons. Point out the Sundays of Advent, Christmas Day, Ash Wednesday, the current Sunday, the weeks of Lent, Easter Sunday, etc.

Invite the children to turn to page 18 in their Catechism handbooks. Distribute crayons and print *Lent* and *Easter* on the board. Point to *Lent* and read what page 18 says about Lent. Do the same for *Easter*. Take time to talk about the pictures for the matching activity:

- The cross reminds us of Jesus' Death on the Cross.
- The empty tomb reminds us that Jesus rose from the dead.

Help the children explore some of the traditional practices of Lent. Organize the children into four groups. Give each group one of the following questions about Lent:

- Why do we get ashes on our foreheads on Ash Wednesday?
- Why do we pray more during Lent?
- Why do we make sacrifices during Lent? (Examples: no meat on Fridays, giving up something.)
- Why do we give to the needy during Lent?

Invite each group to share their ideas with the class. Provide additional instruction as needed. After each of the last three

groups share, **ask:** How can we do that this Lent? Print their answers on a poster board to display throughout Lent. As time allows, invite the children to decorate it with drawings of them doing these things.



Have the children close the *What the Church Believes and Teaches* handbooks and return to *Promise*, page 2.

Word of the Week • Holy Week (page 2) Find the Word of the Week. Share this definition: *Holy Week is the week before Easter.* Point out Lent, Holy Week, and Easter Sunday again on the Church Year calendar.

Live the Gospel

Objective The children will recognize that Lent is a special time for showing love and praying.

Activity • We show love during Lent. (page 2)

Move to the work area. Explain that Lent gives us time to practice being followers of Jesus. Lent lasts forty days (we don't count the Sundays) and ends with the great feast of Easter.

Invite the children to turn to page 2 of *Promise*. Explain that this activity can be used for all of Lent. Invite volunteers to describe how the activity on each square is good to do during Lent.

Read the directions at the top of the page. Use your copy to demonstrate for the class. (The children should cut off their numbers at home.) Encourage them to show this activity to their parents and use it at home during Lent.

Activity • My Lent Prayer Book (pages 3-4) Invite the children to turn to *Promise*, page 3. Explain that they will make a prayer booklet to use during Lent. Distribute scissors and crayons. Direct the children to cut on the solid black cutting lines and fold on the dashed folding lines. Help them nest the booklets so that the booklet pages are in order. Work through the activities together.

Closing Prayer Gather in a circle holding the prayer booklets. Read aloud the booklet together. End with a big "Amen."



Close your prayer and gathering by singing "These Ashes" (CD-1, #15).

Extending Activities (gospelweeklies.com/promise)

Lesson Wrap-Up

Visit gospelweeklies.com/assessment to download this week's lesson assessment.

Use Activity #26 from the *Promise Activity Book* as a take-home activity or lesson wrap-up.

LITURGICAL YEAR			DOCTRINAL CONTENT		
	Date/Sunday	Sunday Gospel	Word of the Week	Doctrinal Concept	Catechism Handbook Themes
ORDINARY TIME	September 19, 2021 25th Sunday Ordinary	Mark 9:30–37 The Greatest Serve Others	Bible	Divine Revelation and Sacred Scripture	Promises and the Bible, pgs. 4–6
	September 26, 2021 26th Sunday Ordinary	Mark 9:38–43, 45, 47–48 Jesus Gathers a Community	Sunday	Holy Days of Obligation: Sunday	Our Church Family and Mass, pg. 16
	October 3, 2021 27th Sunday Ordinary	Mark 10:2–16 Jesus Welcomes Children	Church	Commandments 4, 6, 7, 9, 10: Honoring Relationships	The Sign of the Cross, pg. 15; Jesus' Love for Children, pg. 26
	October 10, 2021 28th Sunday Ordinary	Mark 10:17–30 Jesus and the Rich Man	Ten Commandments	Commandments 1–3: Honoring God	Jesus Teaches Us to Be Good, pg. 21
	October 17, 2021 29th Sunday Ordinary	Mark 10:35–45 Jesus Calls Us to Serve	pastor	Sacrament of Holy Orders	Parish, Priest, and Pope, pg. 17
	October 24, 2021 30th Sunday Ordinary	Mark 10:46–52 Jesus Heals the Blind Man	anoint	Sacrament of the Anointing of the Sick	God's Promise to Care for Us, pg. 10
	October 31, 2021 31st Sunday Ordinary	Mark 12:28b–34 Jesus' Law Is Love	New Testament	The New Testament: The Great Commandment	Caring for Others Shows Care for Jesus, pg. 22 (bottom)
	November 7, 2021 2nd Sunday Ordinary	Mark 12:38–44 The Poor Widow's Gift	saint	Saints	Saints, pg. 24; Holy Days and Feast Days, pg. 19
	November 14, 2021 33rd Sunday Ordinary	Mark 13:24–32 Jesus Will Come Again	Heaven	The Last Things: Heaven	Jesus' Promise of Heaven, pg. 28 (bottom)
	November 21, 2021 Christ the King	John 18:33b–37 Jesus Is Our Leader and King	prayer	Prayer	Prayer, pgs. 27 (top) and 28 (top)
ADVENT-CHRISTMAS	November 28, 2021 1st Sunday of Advent	Luke 21:25–28, 34–36 God Promises to Save Us	Church Year	The Liturgical Year: Advent	Advent and Christmas, pg. 18
	December 5, 2021 2nd Sunday of Advent	Luke 3:1–6 Prepare the Way of the Lord	Old Testament	The Old Testament: Covenant with God	God's Promise to Send a Savior, pg. 9
	December 12, 2021 3rd Sunday of Advent	Luke 3:10–18 John the Baptist Prepares for Jesus	neighbor	God the Father	Caring for the Earth and People, pg. 11
	December 19, 2021 4th Sunday of Advent	Luke 1:39–45 Mary Visits Elizabeth	Mary	Mary	Hail Mary, pg. 29
	December 25, 2021 & January 2, 2022 Christmas & Epiphany	Luke 2:1–14 & Matthew 2:1–12 Jesus Is Born for All People	Jesus	Divine Revelation and Sacred Tradition	Jesus and the Holy Family, pg. 20
January 9, 2022 Baptism of the Lord	Luke 3:15–16, 21–22 John Baptizes Jesus	Baptism	Sacrament of Baptism	Baptism, pgs. 13–14	
ORDINARY TIME	January 16, 2022 2nd Sunday Ordinary	John 2:1–11 Jesus' Miracle at Cana	marriage	Sacrament of Matrimony	Doing What Jesus Says, pg. 23
	January 23, 2022 3rd Sunday Ordinary	Luke 1:1–4; 4:14–21 Jesus Is God's Anointed One	mission	God the Son	God's Promises to His People, pg. 12
	January 30, 2022 4th Sunday Ordinary	Luke 4:21–30 Jesus Is Rejected	Gospel	The Mass: Liturgy of the Word	Sign of the Cross, Blessed Trinity, Holy Spirit, pgs. 29, 31–32
	February 6, 2022 5th Sunday Ordinary	Luke 5:1–11 Jesus Calls Disciples	service	Catholic Social Teaching: Care for Creation	Church, Parish, People of God, pgs. 31–33
	February 13, 2022 6th Sunday Ordinary	Luke 6:17, 20–26 Jesus Teaches the Beatitudes	Beatitudes	The Beatitudes	God Loves All of Creation, pg. 7
	February 20, 2022 7th Sunday Ordinary	Luke 6:27–38 Jesus Teaches Kindness	mercy	Works of Mercy	Short Prayer of Love, pg. 30
	February 27, 2022 8th Sunday Ordinary	Luke 6:39–45 A Tree Is Known by Its Fruit	Confirmation	Sacrament of Confirmation	Obedying God, pg. 8
LENT	March 6, 2022 1st Sunday of Lent	Luke 4:1–13 Jesus Resists Temptation	Holy Week	Commandments 5 and 8: Honoring Life	Lent and Easter, pg. 18
	March 13, 2022 2nd Sunday of Lent	Luke 9:28b–36 Jesus Is Transfigured	Holy Spirit	God the Holy Spirit	Holy Spirit, pg. 27 (bottom); Blessed Trinity, pg. 15
	March 20, 2022 3rd Sunday of Lent	Luke 13:1–9 Parable of a Fig Tree	respect	Vocations	Sin and God's Forgiveness, pg. 22 (top)
	March 27, 2022 4th Sunday of Lent	Luke 15:1–3, 11–32 The Forgiving Father	Reconciliation	Sacrament of Reconciliation	Prayer of Sorrow, pg. 30
	April 3, 2022 5th Sunday of Lent	John 8:1–11 Jesus Teaches Forgiveness	Mass	The Mass: Liturgy of the Eucharist	Forgiving Others, pg. 22 (middle)
April 10, 2022 Palm/Passion Sunday	Luke 22:14–23:56 Jesus Dies to Save Us	Holy Communion	Sacrament of the Eucharist	Holy Communion, Lord's Day, Mass, Sacrament, pgs. 32–33	
EASTER	April 17 & 24, 2022 Easter Sunday & 2nd Sunday of Easter	John 20:1–9 & 20:19–31 Jesus Is Risen	God	The Paschal Mystery: New Life	Seasons of the Church Year, pg. 18
	May 1, 2022 3rd Sunday of Easter	John 21:1–14 Jesus Appears to His Friends	parish	The Church	The Lord's Prayer, pg. 29
	May 8, 2022 4th Sunday of Easter	John 10:27–30 Jesus Is Our Good Shepherd	creed	The Creed	Glory Be to the Father, pg. 30

The topics included in this Scope and Sequence chart are subject to minor changes, which will be reflected in the Teaching Guides throughout the catechetical year.

TO ORDER, CALL 800-543-4383 OR VISIT PFLAUM.COM