

2nd Sunday in Ordinary Time–3rd Sunday of Lent
January 18–March 8, 2026

VenTuRe

Grades 4, 5, 6

Unit 3: Jesus' New Law Is Love

Contents

For Catechists and Teachers	pages 2–3
Unit 3: Scope and Sequence	page 2
Lesson Plan, January 18 • 2nd Sunday in Ordinary Time	pages 4–7
Lesson Plan, January 25 • 3rd Sunday in Ordinary Time	pages 8–11
Lesson Plan, February 1 • 4th Sunday in Ordinary Time	pages 12–15
Lesson Plan, February 8 • 5th Sunday in Ordinary Time	pages 16–19
Lesson Plan, February 15 • 6th Sunday in Ordinary Time	pages 20–23
Lesson Plan, February 22 • 1st Sunday of Lent	pages 24–27
Lesson Plan, March 1 • 2nd Sunday of Lent	pages 28–31
Lesson Plan, March 8 • 3rd Sunday of Lent	pages 32–35
Ash Wednesday Activity	page 36

Lesson Resources
and Teaching Guides
available in Spanish
and English at
gospelweeklies.com



For Catechists and Teachers



Jesus Begins His Ministry

For the next several weeks, we will follow Jesus on the move in Galilee. He makes Capernaum, a small fishing village on the north shore of the Sea of Galilee, his headquarters. Jesus becomes so well-known in the area that crowds begin to gather wherever he goes to hear him preach.

In this unit, we hear Gospel Readings almost exclusively from the Gospel of Matthew. Matthew is like a librarian who tidies up the many stories about Jesus that have circulated among the early Christians. When he wrote his Gospel forty or fifty years after Jesus' Death and Resurrection, Matthew put all like things together. The Sermon on the Mount, for example, is a collection of Jesus' teachings in chapters 5–7.

The Gospels for the Fourth, Fifth, and Sixth Sundays in Ordinary Time come from the Sermon on the Mount. In these lessons, the children will hear some of Jesus' most familiar stories, including the call to live the Beatitudes, to be salt and light for others, and to follow his New Law of Love. Jesus implores his followers to embrace the meaning and intent of God's law, beyond any narrow rule following. Jesus challenges us to draw out others' best selves and to be light to the world. Finally, we are challenged to live our vocation to love.

The Sermon on the Mount includes many of the central themes and teachings of Christianity—the Beatitudes, the Lord's Prayer, and Jesus' teachings about the law, personal conduct, and religious practice. It even includes the Golden Rule! These Gospels about forgiveness, whole-heartedness, feelings, and compassion have the power to touch our hearts and change our lives.

Date/Sunday	Sunday Gospel	Catholic Faith Word	Doctrinal Concept*	Catechism Handbook Themes†
January 18, 2026 2nd Sunday Ordinary	John 1:29–34 John the Baptist Testifies About Jesus	Holy Spirit, Holy Trinity	God the Holy Spirit, #7	Commandments: 5 and 8, pgs. 34–35; Catholic Social Teaching, pg. 51; Trinity, pg. 8; Holy Spirit Teaches Us, pg. 42
January 25, 2026 3rd Sunday Ordinary	Matthew 4:12–23 Jesus Calls the First Apostles	disciple	Sacrament of Holy Orders, #20	Sacraments at the Service of Communion, Holy Orders, pgs. 24–25; Church Leaders, pg. 37
February 1, 2026 4th Sunday Ordinary	Matthew 5:1–12a Sermon on the Mount: The Beatitudes	Sermon on the Mount, Beatitudes	The Beatitudes, #23	The Beatitudes, What Does the New Law Ask of Us? pgs. 36–37; Prayer to My Guardian Angel, pg. 56
February 8, 2026 5th Sunday Ordinary	Matthew 5:13–16 Sermon on the Mount: Salt and Light	mission, vocation	Vocations, #28	Mission of Jesus, pg. 11; Mission of the Church, pg. 12
February 15, 2026 6th Sunday Ordinary	Matthew 5:17–37 Sermon on the Mount: Jesus' Law Is Love	Matrimony	Sacrament of Matrimony, #21	Sacraments at the Service of Communion, pg. 24; Matrimony, pg. 26; Ten Commandments, pgs. 33–35
February 22, 2026 1st Sunday of Lent	Matthew 4:1–11 Jesus Is Tempted	conscience	Commandments 1–3: Honoring God, #24	Closeness to God, pgs. 6–7; Moral Law and Conscience, pg. 30
March 1, 2026 2nd Sunday of Lent	Matthew 17:1–9 Jesus Is Transfigured	Transfiguration, Catholic social teaching	Commandments 5, 8: Honoring Life, #26	Catholic Social Teaching: Life and Dignity of the Human Person, pg. 51
March 8, 2026 3rd Sunday of Lent	John 4:5–42 A Samaritan Woman Shares the Good News	Samaritan, missionary	Catholic Social Teaching, #29	Catholic Social Teaching: Call to Family, Community, and Participation, pg. 51



A three-year Scope and Sequence chart, which includes the four pillars of the *Catechism of the Catholic Church*, may be found at gospelweeklies.com/venture.



UNIT 3 OVERVIEW: Jesus' New Law Is Love

Learning, Living, and Lent

In these Gospels for the Sundays in Ordinary Time, Jesus begins his public ministry, preaching, teaching, and healing people throughout Galilee. *Venture* introduces children to the land and people of Galilee, using photos and map study to situate the villages Jesus frequented, roads he walked, and the lake where he called his first disciples.

Venture children will focus on making choices in this unit. The stories include many real-life situations—for example, whether we should go along with the crowd when our gut tells us it's not a good idea, and how best to respond when so-called friends hurt us. The children will learn that God has given them free will as well as a conscience that will help them determine how to make the right choices. They also will discuss the consequences of poor choices. The children will make connections between their family or "house rules" and the laws God gave Moses in the Ten Commandments, especially those commandments that relate to how God wants us to treat one another.

Lent Begins

The final three lessons in this unit are in Lent. In the Gospel Readings for these Sundays, we see that Jesus is both truly divine and fully human. On the First Sunday of Lent, the Devil tries to tempt Jesus to exert his divine power for personal gain. The children will see Jesus as even more powerful when he avoids temptation and instead chooses to follow God's plan for his life and sacrificial Death. On the Second Sunday of Lent, the transfigured Jesus appears to his disciples and gives us a vision of how he will appear after his Resurrection. We see Jesus' divinity shining through his humanity. On the Third Sunday of Lent, we hear about Jesus' encounter with a Samaritan woman. She recognizes Jesus as the Promised One and shares this Good News with her community.


Online Resources: Quick Links

- Lesson Assessment (gospelweeklies.com/assessment)
- Seasonal Resources (gospelweeklies.com/seasonal)
- Parent Teaching Pages (gospelweeklies.com/venture)
- Video Links (gospelweeklies.com/weekly-videos)
- Find resources at catholicv.org/masses/catholicv-mass to support or enhance your lessons.



To promote belief in the Real Presence, every lesson of the *Gospel Weeklies* includes a Eucharist Quote. Pflaum also offers reflections on these quotes to share in print or on social media. Related videos, articles, and student activities are also available at gospelweeklies.com/eucharist.

Go to GospelWeeklies.com

- **GROW Newsletter and Blog** – Subscribe to our *GROW* newsletter for weekly reflections on the Sunday Gospel, activities, video links, and a **Calendar of Saints and Feasts**. 
- **Lesson Updates** provide corrections or helpful additions to printed materials.
- **Seasonal Activities and Catholic Resources** – Printable activities can be used in a classroom or at home.
- **Lesson Assessments**
- **User's Guide** – Learn about **Teaching Guide** features and the structure and flow of the *Gospel Weeklies* lesson plans.
- **Family Catechesis Resources**
The Gospel at Home is a weekly guide for parents with a Gospel summary, discussion starters, and activities in English and Spanish.
The Gospel for All Ages includes gathering rituals, discussion questions, and large-group sessions—all based on the *Gospel Weeklies* lessons. Includes a guide for planning four seasonal events.
Parent Teaching Pages – Lesson plans help parents teach at home.
- **Scope and Sequence Chart** – gospelweeklies.com/venture

Music Collection

The *Venture/Visions* music collection contains songs by various artists that correlate to the Liturgical Year. Complete albums or individual songs are available for download at giamusic.com/PGW. There are also several free replacement downloads available at gospelweeklies.com/music. 

Go to gospelweeklies.com/papacy or scan this QR code for updates related to Pope Leo XIV:





For Catechists and Teachers

Scripture Background

In Sunday's Gospel, John the Baptist announces: "Behold, the Lamb of God, who takes away the sin of the world" (John 1:29). John's testimony gives us an image of Jesus and his mission. The lamb, the animal whose blood saved the Israelites from the tenth plague—the death of all firstborn sons throughout Egypt—will become the symbol of Jesus' mission. Jesus will be the sacrificial lamb, giving himself for our salvation.

The prophet Isaiah also foreshadows Jesus as a suffering servant (see Isaiah 53:1–9). Jesus serves God even when his ministry costs him his life. The Gospels show us that Jesus is filled with the Spirit of God from the beginning of his ministry.

Connecting Scripture and Doctrine

When God the Father sends his Word (Jesus), he always sends his breath (the Spirit). Each Person of the Trinity has a unique role, but all are united in love.

At his baptism, "the Holy Spirit, in the form of a dove, comes upon Jesus and a voice from heaven proclaims, 'This is my beloved Son.' This is the manifestation ('Epiphany') of Jesus as Messiah of Israel and Son of God" (*Catechism of the Catholic Church*, 535). "The Spirit whom Jesus possessed in fullness from his conception comes to 'rest on him.' Jesus will be the source of the Spirit for all mankind" (CCC, 536).

Materials

- *Venture* Student Lesson for 1/18
- Catechism handbook, pages 34–35, 51, 8, 42 & 55
- pens or pencils, writing paper
- crayons, markers, or colored pencils
- clothes hanger; yarn or string
- heavy paper or card stock, paper punch
- audio player and *Venture/Visions* CDs
- Bible, cloth, candle, Liturgical Year calendar

Suggested Music

- "We Will Walk with God" (CD-2, #8)
- "Word of Truth and Life" (CD-1, #1)

Lesson Resources

- *Venture Activity Book*, Activity #7
- Lesson Assessment (gospelweeklies.com/assessment)
- Video Links (gospelweeklies.com/weekly-videos)

Single-Session Lesson Pacing Guides

Note: These pacing guides are suggestions on how to present the lesson. Please adapt the lesson to suit your needs.

60-Minute Lesson

Share Experiences (15–20 minutes)

- Gathering Prayer
- Cover Activity • When Do You Feel Close to God? (page 1)
- Story • Listen to Him! (pages 2–3)
- Discuss the third *Think* question related to the story.

Discover Gospel and Doctrine (25–30 minutes)

- Sunday Gospel • Jesus Is God's Chosen One (page 4)
- Discuss the *Think* questions related to the Gospel.
- Our Catholic Faith (page 5)
- Connecting Gospel and Doctrine (page 4)
- Discuss the *Think* questions related to the doctrine.
- Catholic Faith Words • Holy Spirit, Holy Trinity (page 4)

 Distribute the children's *What the Church Believes and Teaches* handbooks. Turn to page 8.

Live the Gospel (15–20 minutes)

- Activity • The Sacraments Continue Jesus' Actions (pages 6–7)
- Closing Prayer

Take-Home

- Saints • Saint Marguerite d'Youville (page 8)
- God the Holy Spirit (*Venture Activity Book*, #7)
- Remind the children to share their lesson with their families and do the *With My Family and Friends* activities on page 8 together.

90-Minute Lesson

Share Experiences (20–25 minutes)

- Gathering Song & Prayer • "We Will Walk with God" (CD-2, #8)
- Cover Activity • When Do You Feel Close to God? (page 1)
- Story • Listen to Him! (pages 2–3)
- Discuss the *Think* questions related to the story.

Discover Gospel and Doctrine (45–50 minutes)

- Gospel Ritual • "Word of Truth and Life" (CD-1, #1)
- Sunday Gospel • Jesus Is God's Chosen One (page 4)
- Discuss the *Think* questions related to the Gospel.
- Our Catholic Faith (page 5)
- Connecting Gospel and Doctrine (page 4)
- Discuss the *Think* questions related to the doctrine.
- Catholic Faith Words • Holy Spirit, Holy Trinity (page 4)

 Distribute the children's *What the Church Believes and Teaches* handbooks. Turn to page 8.

- God the Holy Spirit (*Venture Activity Book*, #7)

Live the Gospel (20–25 minutes)

- Activity • The Sacraments Continue Jesus' Actions (pages 6–7)
- Saints • Saint Marguerite d'Youville (page 8)
- Closing Prayer

Take-Home

Remind the children to share their lesson with their families and do the *With My Family and Friends* activities on page 8 together.

Lesson Theme: Jesus shares the Holy Spirit.

Five-Day Lesson Pacing Guide

Note: This pacing guide suggests how to present the lesson over five days. Please adapt the lesson to suit your needs.

Day 1

Share Experiences

- Gathering Song • “We Will Walk with God” (CD-2, #8)
- Gathering Prayer (see page TG3-6)
- Cover Activity • When Do You Feel Close to God? (page 1)
- Story • Listen to Him! (page 1)
- Discuss the *Think* questions related to the story.
- Closing Prayer • *Loving God, thank you for people who listen to us. Help us to be good listeners. Amen.* (Repeat.)

Day 2

Discover Gospel and Doctrine

- Gathering Prayer • *Loving God, thank you for people who listen to us. Help us to be good listeners. Amen.* (Repeat.)
- Gospel Ritual • “Word of Truth and Life” (CD-1, #1)
- Sunday Gospel • Jesus Is God’s Chosen One (page 4)
- Discuss the *Think* questions related to the Gospel.
- Our Catholic Faith (page 5)
- Closing Prayer • *Jesus, Lamb of God, you take away the sins of the world. Have mercy on us. Amen.* (Repeat.)

Day 3

- Gathering Prayer • *Jesus, Lamb of God, you take away the sins of the world. Have mercy on us. Amen.* (Repeat.)
- Connecting Gospel and Doctrine (page 4)
- Discuss the *Think* questions related to the doctrine.
- Catholic Faith Words • Holy Spirit, Holy Trinity (page 4)

 **Distribute the *What the Church Believes and Teaches* handbooks. Turn to page 8.**

- God the Holy Spirit (*Venture Activity Book*, #7)
- Closing Prayer • *Holy Spirit, please help and guide us. Amen.* (Repeat.)

Catholic Identity Project of the Week

The dove is a common symbol of the Holy Spirit. Invite each child to create a visual image of a dove to remind them to pray to the Holy Spirit. These images could be hand drawn, painted, created on the computer, or in a mosaic style. Encourage the students to take home their image to display in their house.

Day 4

Live the Gospel

- Gathering Prayer • *Holy Spirit, please help and guide us. Amen.* (Repeat.)
- Activity • The Sacraments Continue Jesus’ Actions (pages 6–7)
- Saints • Saint Marguerite d’Youville (page 8)
- Closing Prayer • *Loving God, help us to share Jesus’ Spirit with others. Amen.* (Repeat.)

Day 5

- Gathering Prayer • *Loving God, help us to share Jesus’ Spirit with others. Amen.* (Repeat.)
- Weekly Lesson Assessment
- Closing Prayer (see page TG3-7)

Friday Take-Home

Remind the children to share their lesson with their families and do the *With My Family and Friends* activities on page 8 together.

Curriculum Connections

- **Sci:** Explain that there are many people in the world who do not have access to clean water. Direct small groups to create solutions to improve access to drinking water. They should consider scientific principles as well as human and environmental impacts. (MS-ETS1-1)
- **SS:** Invite pairs of students to choose a major event in history and identify the events and developments that led up to and/or make up this moment. Help them to analyze the connections between these events and developments in terms of the broader historical context. Direct each pair to prepare either a written or oral report of their conclusions. (D2.His.1.6-8)

Extending the Lesson

Saints and Feast Days to Celebrate

- **January 18–25: Week of Prayer for Christian Unity** – Pray that all Christians may be united.
- **January 20: Saint Fabian** – When a dove landed on his head, people saw it as a sign from the Holy Spirit and elected him Pope. He served fourteen years until his martyrdom in A.D. 250.
- **January 21: Saint Agnes** – Born in A.D. 291 and raised by a wealthy Christian family, Agnes promised herself to God. Because of her faith, the governor put her in chains. She became a martyr for her faith at around age thirteen. **Ask:** How can you sacrifice for your faith?
- **January 22: Day of Prayer for the Legal Protection of Unborn Children (USA)** – On this day, Catholics offer Masses and prayers for the gift and legal protection of preborn human life. **Pray:** Loving God, we thank you for every person— young, old, and unborn. Amen.



Teaching This Week's Lesson


Share Experiences

Objectives • The children will:

- Identify times, places, and events when they have felt close to God.
- Discuss the importance of listening and assess their listening skills.
- Recognize that the Ten Commandments and Catholic social teaching emphasize respect for life.

 Play and sing "We Will Walk with God" (CD-2, #8). Lyrics are available at gospelweeklies.com/music.

Gathering Prayer Gather in a prayer circle. Invite a child to point to the current Sunday on a Liturgical Year calendar. Then distribute *VenTure*. Direct the children to look at the picture of the baby on the cover. Point out that Friday, January 23, is the March For Life. People across the country will gather and march in support of the sanctity of human life, especially unborn children. Invite the children to name and pray for anyone they know who is pregnant or has recently had a baby. After each, **all respond:** Loving God, thank you for the gift of life. Amen.

 **Distribute the *What the Church Believes and Teaches* handbooks.** Direct the children to turn to pages 34–35. Assign pairs to read either the Fifth or Eighth Commandment. After a few minutes, return to the large group. Invite them to share the details of their commandment and answer the following question: What does your commandment tell us about respect for life? Then turn to page 51. Together, discuss what each of these themes teaches about respect for life.

Cover Activity • When Do You Feel Close to God? (page 1) Read aloud the activity title. Direct the children to take a moment to examine the photos. Then ask for responses to the question. Use these responses to lead into the drawing activity.

Story • Listen to Him! (pages 2–3) Ask: Whom do we listen to? *People with authority, including teachers, parents, coaches, but also those who demand our attention by being bossy, assertive, or aggressive.* Ask: What happens to those who are quiet or hesitant to speak? *They are more likely to be ignored or overlooked.* Take turns reading aloud the story. Take time to discuss possible endings. Work through the steps of conflict resolution—identify the problem, alternatives, and consequences. Determine as a class how the Scout patrol can resolve its conflict.



Discuss the *Think* questions related to the story.

Answers: 1. Open-ended; could be that Drew wants to interrupt Roman or that he's come to like Tony and wants him to be heard. 2. Open-ended; they are quiet or fear being mocked or rejected. 3. Open-ended; be aware of people who don't talk in groups; listen to them if they risk speaking up. 4. Open-ended.

Discover Gospel and Doctrine

Objectives • The children will:

- Recognize that Jesus is filled with the Holy Spirit.
- Identify ways to try to explain the Holy Trinity.
- Express how the Spirit helps us pray by creating prayers.
- Discover the meaning of common symbols in the Bible.



Gather for the proclamation of the Gospel. Play and sing "Word of Truth and Life" (CD-1, #1).

Sunday Gospel • Jesus Is God's Chosen One (page 4) Invite four volunteers to proclaim the Gospel.



Discuss the *Think* questions related to the Gospel.

Answers: 1. God spoke to John and told him that the one on whom the Spirit lands is the one he had promised to send. John recognized Jesus as God's chosen one when the dove landed on him at his baptism. 2. Jesus will teach people the Good News about God's love and forgiveness. 3. Open-ended; we can share the Good News of Jesus through our loving words and actions; the Spirit can give us strength to do what is right and help us make good decisions, etc.

Our Catholic Faith • Symbols in the Bible (page 5) This feature gives the children some background for this Sunday's Gospel. Work with the children to complete the statements. *As the Lamb of God, Jesus makes a gift of his life to free people from sin and death; as the Chosen One, Jesus is the Servant of the Lord who will give new life and be a light to all nations.*




Connecting Gospel and Doctrine • The Trinity Is Three in One (page 4) In this Sunday's Gospel, John the Baptist recalls last Sunday's Reading in which the Holy Spirit and God the Father are present with Jesus at his baptism. Read aloud this doctrine section to help the children put Jesus, the Son of God, in the context of the Holy Trinity.

Work with the children to complete the statements. *As the Lamb of God, Jesus makes a gift of his life to free people from sin and death; as the Chosen One, Jesus is the Servant of the Lord who will give new life and be a light to all nations.*



Discuss the *Think* questions related to the doctrine.

Answers: 1. Open-ended. Encourage the children to try praying to the different Persons of the Trinity. Offer examples of a prayer to each Person. 2. Open-ended; where people



For Catechists and Teachers

Scripture Background

This Sunday's Gospel places the beginning of Jesus' ministry in Galilee, the area where he grew up. Matthew sees Jesus as fulfilling the prophet Isaiah's prophecy. Jesus is the light shining on Galilee's people, who in ancient times walked in the darkness of defeat by the Assyrians (721 B.C.).

Connecting Scripture and Doctrine

Jesus grew up, worked, and taught in Galilee and likely spent much of his time outdoors. He taught with examples from nature—mustard seed, birds of the air, lilies of the field, and seeds farmers plant. When Jesus used familiar things to teach, he showed his human nature. Jesus was also teaching as the divine Son of God.

"By his word, through signs that manifest the reign of God, and by sending out his disciples, Jesus calls all people to come together around him" (CCC, 542). "From the beginning, Jesus associated his disciples with his own life, revealed the mystery of the Kingdom to them, and gave them a share in his mission, joy, and sufferings" (CCC, 787). "Christ's whole life is a mystery of *redemption*. Redemption comes to us above all through the blood of his cross, but this mystery is at work throughout Christ's entire life" (CCC, 517).

Materials

- *Venture* Student Lesson for 1/25
- Catechism handbook, pages 24–25 & 37
- pens or pencils, Bibles (one per child)
- colored pencils, crayons, or markers
- copies of your diocesan newspaper
- audio player and *Venture/Visions* CDs
- Bible, cloth, candle, Liturgical Year calendar

Suggested Music

- "Yes, Lord, I Believe" (CD-2, #14)
- "Word of Truth and Life" (CD-1, #1)

Lesson Resources

- *Venture Activity Book*, Activity #20
- Lesson Assessment (gospelweeklies.com/assessment)
- Video Links (gospelweeklies.com/weekly-videos)

Single-Session Lesson Pacing Guides

Note: These pacing guides are suggestions on how to present the lesson. Please adapt the lesson to suit your needs.

60-Minute Lesson

Share Experiences (15–20 minutes)

- Gathering Prayer
- Cover Activity • Where Did Jesus Preach? (page 1)
- Photo Essay • Jesus of Galilee (pages 2–3)
- Discuss the third *Think* question related to the photo essay.

Discover Gospel and Doctrine (25–30 minutes)

- Sunday Gospel • Jesus Calls Disciples (page 4)
- Discuss the *Think* questions related to the Gospel.
- Connecting Gospel and Doctrine (page 4)
- Discuss the *Think* questions related to the doctrine.
- Catholic Faith Word • disciple (page 5)

 Distribute the children's *What the Church Believes and Teaches* handbooks. Turn to page 24.

- Our Catholic Faith (page 5)

Live the Gospel (15–20 minutes)

- Activity • We Study Galilee in Jesus' Time (pages 6–7)
- Closing Prayer • God Speaks to Us in the Word (page 8)

Take-Home

- Sacrament of Holy Orders (*Venture Activity Book*, #20)
- Remind the children to share their lesson with their families and do the *With My Family and Friends* activities on page 5 together.

90-Minute Lesson

Share Experiences (20–25 minutes)

- Gathering Song & Prayer • "Yes, Lord, I Believe" (CD-2, #14)
- Cover Activity • Where Did Jesus Preach? (page 1)
- Photo Essay • Jesus of Galilee (pages 2–3)
- Discuss the *Think* questions related to the photo essay.

Discover Gospel and Doctrine (50–55 minutes)

- Gospel Ritual • "Word of Truth and Life" (CD-1, #1)
- Sunday Gospel • Jesus Calls Disciples (page 4)
- Discuss the *Think* questions related to the Gospel.
- Connecting Gospel and Doctrine (page 4)
- Discuss the *Think* questions related to the doctrine.
- Catholic Faith Word • disciple (page 5)

 Distribute the children's *What the Church Believes and Teaches* handbooks. Turn to page 24.

- Our Catholic Faith (page 5)
- Sacrament of Holy Orders (*Venture Activity Book*, #20)

Live the Gospel (15–20 minutes)

- Activity • We Study Galilee in Jesus' Time (pages 6–7)
- Closing Prayer • God Speaks to Us in the Word (page 8)

Take-Home

Remind the children to share their lesson with their families and do the *With My Family and Friends* activities on page 5 together.

Lesson Theme: Jesus calls us to follow him.

Five-Day Lesson Pacing Guide

Note: This pacing guide suggests how to present the lesson over five days. Please adapt the lesson to suit your needs.

Day 1

Share Experiences

- Gathering Song • “Yes, Lord, I Believe” (CD-2, #14)
- Gathering Prayer (see page TG3-10)
- Cover Activity • Where Did Jesus Preach? (page 1)
- Photo Essay • Jesus of Galilee (pages 2–3)
- Discuss the *Think* questions related to the photo essay.
- Closing Prayer • *Loving God, help us to listen and follow your call.*

Day 2

Discover Gospel and Doctrine

- Gathering Prayer • *Loving God, help us to listen and follow your call. Amen. (Repeat.)*
- Gospel Ritual • “Word of Truth and Life” (CD-1, #1)
- Sunday Gospel • Jesus Calls Disciples (page 4)
- Discuss the *Think* questions related to the Gospel.
- Connecting Gospel and Doctrine (page 4)
- Discuss the *Think* questions related to the doctrine.
- Catholic Faith Word • disciple (page 5)
- Closing Prayer • *Jesus, thank you for the Apostles who first followed you. Amen. (Repeat.)*

Day 3

- Gathering Prayer • *Jesus, thank you for the Apostles who first followed you. Amen. (Repeat.)*

 **Distribute the *What the Church Believes and Teaches* handbooks. Turn to page 24.**

- Our Catholic Faith (page 5)
- Sacrament of Holy Orders (*Venture Activity Book*, #20)
- Closing Prayer • *Loving God, help us to be good disciples every day. Amen. (Repeat.)*

Day 4

Live the Gospel

- Gathering Prayer • *Loving God, help us to be good disciples every day. Amen. (Repeat.)*
- Activity • We Study Galilee in Jesus’ Time (pages 6–7)
- Closing Prayer • *Dear Jesus, help us grow to know you and love you better. Amen. (Repeat.)*

Day 5

- Gathering Prayer • *Dear Jesus, help us grow to know you and love you better. Amen. (Repeat.)*
- Weekly Lesson Assessment
- Closing Prayer (see page TG3-11, page 8 in lesson)

Friday Take-Home

Remind the children to share their lesson with their families and do the *With My Family and Friends* activities on page 5 together.

Curriculum Connections

- **ELA:** Invite the students to select something they would like to convince someone else to do (parents to get a pet, friend to play a game, etc.). Brainstorm what they might say to convince someone to do it. Finally, direct the students to orally present their argument. (CCSS.ELA-Literacy.SL.6.4)
- **Tech:** Brainstorm with the students different ways Jesus might call the Twelve Apostles today (TV commercial, magazine advertisement, YouTube video, etc.). Organize into small groups and direct each group to design an example of how Jesus might invite the Twelve to join him today. (ISTE2016.1d, ISTE2016.6a)

Extending the Lesson

Saints and Feast Days to Celebrate

Catholic Identity Project of the Week

Just as Jesus called the Apostles to spread his message, we too are called to share the story of Jesus with others. With this in mind, have each person in your group write a letter telling someone about Jesus. If possible, mail the letter to a homebound member of the parish.

- **January 25–January 31: National Catholic Schools Week (USA)**
- **January 26: Saints Timothy and Titus** – Disciples and companions of Saint Paul, Timothy and Titus served the early Christian Church as bishops and died as martyrs. Letters written by Paul to Timothy and Titus are Epistles in the New Testament.
- **January 27: Saint Angela Merici** – Believing that young girls should receive a Christian education, Angela opened a school in her home. She later founded the Ursulines in 1535. This women’s religious order is dedicated to education.
- **January 31: Saint John Bosco** – Founder of the Society of Saint Francis de Sales (the Salesians), Don Bosco helped disadvantaged boys in Italy. He founded a sister order dedicated to the care and education of poor girls. Salesians run more than 3,000 schools and technical centers worldwide (salesians.org).




Teaching This Week's Lesson

Share Experiences

Objectives • The children will:

- Offer prayers of thanksgiving for their homes and families.
- Locate and discover the geographical setting of Jesus' life and its influence on his ministry.

 Gather in a prayer circle. Invite a child to point to the current Sunday on a Liturgical Year calendar. Play and sing "Yes, Lord, I Believe" (CD-2, #14).

Gathering Prayer Remain in your prayer circle. Invite the children to close their eyes, quiet themselves, and imagine being at home. Lead them in the following exercise:

- *First, imagine the home you live in now, a home you remember from when you were younger, or a place that feels like home to you, such as a grandparent's house. Pause for 30 seconds.*
- *Now leave that home and go outside. What is it like? Is it busy and noisy or quiet and slow? What do you hear? Pause for 30 seconds.*
- *What do see from the front porch or backyard of this home or from the windows. Mountains? Water? Other buildings? What people do you see? Pause for the last time.*

Invite the children to open their eyes. Tell them that today they will learn about Jesus' home. Invite the children to thank God for our homes. **Leader:** Thank you, Loving God, for my farm/house/apartment/cabin in _____. Encourage each child to contribute. Conclude the prayer in your own words or as follows: Loving God, you give us homes and families and beauty all around us. Thank you. Jesus came to live with us. He had a home and a family and beauty around him too. Help us learn more about Jesus so we may love him better. **All:** Amen.

Cover Activity • **Where Did Jesus Preach?**

(page 1) Read aloud the directions for the map study. Invite the children to choose their color codes and fill in the boxes for items 1–3. Give them time to write the names in the six regions and color the three regions according to their codes.

Photo Essay • **Jesus of Galilee (pages 2–3)** Read aloud the introduction. Then invite the children to look at the photos, read the captions, and discuss the photos one by one as a class. Help them find the tribal lands of Zebulun and Naphtali on the map on page 3. These are the lands that made up Galilee in Jesus' time. Distribute Bibles and direct pairs of children to look up the four Gospel accounts of Jesus' baptism.




Discuss the *Think* questions related to the photo essay. **Answers:** 1. Galilee was at the crossroads of many trade routes, so Jesus' message would reach other cities and nations. The people of Galilee might listen to him more than the priests and scribes at the Temple, the center of Jewish worship in Jerusalem. Perhaps Jesus liked the beauty of Galilee with the sea, the fields, and the hills. He was closer to Nazareth where he had grown up. Open-ended. 2. Between 70 and 80 miles. Jesus would probably have passed through the province of Samaria. 3. Open-ended.

Discover Gospel and Doctrine

Objectives • The children will:

- Identify themselves as disciples of Jesus.
- Relate why Jesus taught with words, symbols, and actions.
- Relate the role of bishops and priests to the authority Jesus gave to Saint Peter and the Apostles.
- Identify Holy Orders as a Sacrament at the Service of Communion.
- Recognize the role of bishops to teach and unite.

 Gather for the proclamation of the Gospel. Play and sing "Word of Truth and Life" (CD-1, #1).

Sunday Gospel • **Jesus Calls Disciples (page 4)**

Invite five volunteers to take parts and proclaim the Gospel.



Discuss the *Think* questions related to the Gospel. **Answers:** 1. They may have heard John the Baptist preach and were ready for Jesus; Jesus was very direct and trustworthy too. They left behind their families, friends, jobs, possessions, and community. Open-ended. 2. Open-ended.



Connecting Gospel and Doctrine • **Jesus Taught with Words, Symbols, and Actions (page 4)**


In all of his words and actions, Jesus taught his disciples. He often used examples from nature and ordinary life to teach about spiritual things. Through Sacred Tradition, the Church preserves and passes down his teachings over the generations. Read aloud the doctrine section.



Discuss the *Think* questions related to the doctrine. **Answers:** 1. Jesus chose his disciples from among his own people; they were fishermen men who depended on nature to provide for them and their families; Jesus would teach them to "fish" for people. 2. His examples would have been familiar and memorable to those he was teaching. He used them to help explain spiritual concepts that were difficult to understand.

Catholic Faith Word • disciple (page 5) Read aloud the definition. Emphasize that Jesus' friends were disciples, as are we.

 **Distribute the children's *What the Church Believes and Teaches* handbooks.**




What the Church Believes and Teaches

Sacraments at the Service of Communion, Holy Orders (pages 24-25), Church Leaders (page 37)

Point to the Sacraments Mobile from the last lesson. Invite the children to identify the Sacraments of Initiation, Healing, and Service (at the Service of Communion). They will learn about the Sacrament of Holy Orders in this lesson.

Explain that the Church is apostolic. (We say this in the Nicene Creed.) This means that the Church is built on the teachings of the Apostles. We can trace the Pope and bishops all the way back to Saint Peter and the Apostles. Invite volunteers to take turns reading about Holy Orders on page 25.

Turn to page 37 and read about why Church leaders are important. Make sure that the children know the name of Pope Leo XIV.

 **Have the children close the *What the Church Believes and Teaches* handbooks and return to *Venture*, page 5.**

Our Catholic Faith • Bishops Teach and Unite Us (page 5) Read aloud the first two paragraphs to connect your discussion of bishops with Sunday's Second Reading. Distribute Bibles and direct the children to look up the Second Reading. Read it aloud together.

Point out the photos of bishops and read aloud the captions. Explain that the Pope is a bishop. He and the other bishops continue the work of teaching and uniting the Church that Jesus entrusted to Saint Peter and the Apostles. Take turns reading aloud the remaining four paragraphs. Some of this will review what they just covered in their Catechism handbooks.

Write the text in the About My Diocese box on the board. Distribute diocesan newspapers to pairs or small groups. When all have finished, invite volunteers to share their answers.

About My Diocese

Use your archdiocesan/diocesan newspaper or website to answer the following:

My parish/school is in the Archdiocese/Diocese of _____.
 Our archbishop/bishop's name is _____.
 The name of our cathedral church is _____.

Live the Gospel

Objectives • The children will:

- Locate the villages, mountains and valleys, trade routes, and distances in Galilee of Jesus' time.
- Discover ways God speaks through the Bible.
- Express their need for God in prayer.

Living the Gospel • We Study Galilee in Jesus' Time (pages 6-7) Organize pairs of student to work on this map study together.

Answers: 7. Twenty. 8. Trachonitis, Phoenicia (Syria), Decapolis. Traders passed through Galilee from Damascus to Egypt or Jerusalem and from Tyre to these places too. They carried news of happenings in Galilee. 9. Five. 10. The Sea of Galilee is thirteen miles long. Three countries border it—Trachonitis, Decapolis, and Galilee. 11. Open-ended. **Note:** Point out the Jezreel Valley, which is shown in the photo on page 2.

Closing Prayer • God Speaks to Us in the Word (page 8) Read aloud the introduction and directions for the Bible lookup activity. Discuss the children's responses to each of the three questions. **Possible responses:** *Philippians 4:13: We will have fears and doubts, but God gives us the strength to do what we need to do; Matthew 12:36: We are responsible for all of the words we speak, write, or choose to pass on to others. We are saved or condemned by our words; 1 Peter 5:7: We are never alone. We can trust God completely with our worries and anxiety.* Pray the prayer service to bring your session to a close.

Lesson Wrap-Up

Venture February 6, 2026
The Roman Catholic Church

Name: _____

Answer the following questions based on the lesson.

1. In the Sunday Gospel, what do we learn from the foolish girl's mistake?

2. What is their consequence for getting more oil?

3. Name two ways we can prepare for Jesus' Second Coming.

4. When do we pray psalms?

5. In the story "The Happy Dance" why isn't Juan prepared for the talent show?

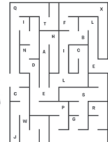
GospelWeeklies

Name: _____

Get Me to the Church on Time

A baptism man can be called by God to become a deacon, priest, or bishop through ordination. "Ordination" is another word for receiving the Sacrament of Holy Orders. In the sacrament's ritual, the bishop places his hands on the candidate and says a special prayer of consecration. The Sacrament of Holy Orders has a permanent effect on the man who receives it.

Mark the candidate find his way to the cathedral to be ordained. Along the way, he will see signs to solve the puzzle. Remember the letters to spell the word that describes the mark Holy Orders leaves on the soul.




The Sacrament of Holy Orders leaves an _____ mark on the soul.

Venture Sacrament of Holy Orders

Visit gospelweeklies.com/assessment to download this week's lesson assessment.

Use Activity #20 from the *Venture Activity Book* as a take-home activity or lesson wrap-up.



For Catechists and Teachers

Scripture Background

Matthew collected and organized Jesus' sayings in the Sermon on the Mount (chapters 5-7). The sermon is set on a mountain to show Jesus is a teacher like Moses, who brought the Law of God down from Mount Sinai. The Beatitudes begin the sermon. These sayings confound us. Jesus does not make success and status the measure of happiness and blessing. Jesus taught that God blesses all people—especially the poor, sorrowful, lowly, merciful, persecuted, peacemakers, pure-hearted, and seekers of justice—because they put God, love, peace, and justice first.

Connecting Scripture and Doctrine

The Beatitudes show us how “to love God above all things” (CCC, 1728). They are an important part of Jesus' message about God's law being love. In God's kingdom, the person with the most love wins!

“The Beatitudes confront us with decisive choices concerning earthly goods; they purify our hearts in order to teach us to love God above all things” (CCC, 1728). “The Beatitudes are at the heart of Jesus' preaching” (CCC, 1716). “The Beatitudes teach us the final end to which God calls us: the Kingdom, the vision of God, participation in the divine nature, eternal life, filiation, rest in God” (CCC, 1726).

Materials

- Venture Student Lesson for 2/1
- Catechism handbook, pages 56 & 36-37
- pens or pencils, scissors, tape
- Bibles (one per child)
- audio player and Venture/Visions CDs
- Bible, cloth, candle, Liturgical Year calendar
- squares of thin paper for origami cranes

Suggested Music

- “The Great Commandment” (CD-2, #13)
- “Word of Truth and Life” (CD-1, #1)

Lesson Resources

- Venture Activity Book, Activity #23
- Lesson Assessment (gospelweeklies.com/assessment)
- Video Links (gospelweeklies.com/weekly-videos)

Single-Session Lesson Pacing Guides

Note: These pacing guides are suggestions on how to present the lesson. Please adapt the lesson to suit your needs.

60-Minute Lesson

Share Experiences (15-20 minutes)

- Gathering Prayer
- Cover Activity • Jesus' Law Is Love (page 1)
- Play-Drama • Sadako and the 1,000 Cranes (pages 2-3)
- Discuss the second *Think* question related to the play-drama.

Discover Gospel and Doctrine (25-30 minutes)

- Sunday Gospel • Jesus Teaches the Beatitudes (page 4)
- Discuss the *Think* questions related to the Gospel.
- Connecting Gospel and Doctrine (page 4)
- Discuss the *Think* questions related to the doctrine.

 Distribute the children's *What the Church Believes and Teaches* handbooks. Turn to page 36.

- Our Catholic Faith (page 5)
- Catholic Faith Words • Beatitudes (page 5), Sermon on the Mount (page 7)

Live the Gospel (15-20 minutes)

- Activity • Organize Matthew's Gospel! (pages 7-8)
- Closing Prayer

Take-Home

- Saints • Saint John Bosco (page 6)
- The Beatitudes (Venture Activity Book, #23)
- Remind the children to share their lesson with their families and do the *With My Family and Friends* activities on page 5 together.

90-Minute Lesson

Share Experiences (20-25 minutes)

- Gathering Song & Prayer • “The Great Commandment” (CD-2, #13)
- Cover Activity • Jesus' Law Is Love (page 1)
- Play-Drama • Sadako and the 1,000 Cranes (pages 2-3)
- Discuss the *Think* questions related to the play-drama.

Discover Gospel and Doctrine (45-50 minutes)

- Gospel Ritual • “Word of Truth and Life” (CD-1, #1)
- Sunday Gospel • Jesus Teaches the Beatitudes (page 4)
- Discuss the *Think* questions related to the Gospel.
- Connecting Gospel and Doctrine (page 4)
- Discuss the *Think* questions related to the doctrine.

 Distribute the children's *What the Church Believes and Teaches* handbooks. Turn to page 36.

- The Beatitudes (Venture Activity Book, #23)
- Our Catholic Faith (page 5)
- Catholic Faith Words • Beatitudes (page 5), Sermon on the Mount (page 7)

Live the Gospel (20-25 minutes)

- Activity • Organize Matthew's Gospel! (pages 7-8)
- Saints • Saint John Bosco (page 6)
- Closing Prayer

Take-Home

Remind the children to share their lesson with their families and do the *With My Family and Friends* activities on page 5 together.

Lesson Theme: Jesus' law is love.

Five-Day Lesson Pacing Guide

Note: This pacing guide suggests how to present the lesson over five days. Please adapt the lesson to suit your needs.

Day 1

Share Experiences

- Gathering Song • “The Great Commandment” (CD-2, #13)
- Gathering Prayer (see page TG3-14)
- Cover Activity • Jesus’ Law Is Love (page 1)
- Play-Drama • Sadako and the 1,000 Cranes (pages 2–3)
- Discuss the *Think* questions related to the play-drama.
- Closing Prayer • *Loving God, thank you for the many blessings in our lives. Amen.* (Repeat.)

Day 2

Discover Gospel and Doctrine

- Gathering Prayer • *Loving God, thank you for the many blessings in our lives. Amen.* (Repeat.)
- Gospel Ritual • “Word of Truth and Life” (CD-1, #1)
- Sunday Gospel • Jesus Teaches the Beatitudes (page 4)
- Discuss the *Think* questions related to the Gospel.
- Connecting Gospel and Doctrine (page 4)
- Discuss the *Think* questions related to the doctrine.
- Closing Prayer • *Loving God, help us share our gifts and bring happiness to others. Amen.* (Repeat.)

Day 3

- Gathering Prayer • *Loving God, help us share our gifts and bring happiness to others. Amen.* (Repeat.)

 **Distribute the *What the Church Believes and Teaches* handbooks. Turn to page 36.**

- The Beatitudes (*Venture Activity Book*, #23)
- Our Catholic Faith (page 5)
- Catholic Faith Words • Beatitudes (page 5), Sermon on the Mount (page 7)
- Closing Prayer • *Jesus, help us to live the Beatitudes. Amen.* (Repeat.)

Day 4

Live the Gospel

- Gathering Prayer • *Jesus, help us to live the Beatitudes. Amen.* (Repeat.)
- Activity • Organize Matthew’s Gospel! (pages 7–8)
- Saints • Saint John Bosco (page 6)
- Closing Prayer • *Loving God, help us to find happiness that lasts. Amen.* (Repeat.)

Day 5

- Gathering Prayer • *Loving God, help us to find happiness that lasts. Amen.* (Repeat.)
- Weekly Lesson Assessment
- Closing Prayer (see page TG3-15)

Friday Take-Home

Remind the children to share their lesson with their families and do the *With My Family and Friends* activities on page 5 together.

Curriculum Connections

- **ELA:** Jesus teaches us the Beatitudes to show us how to achieve true happiness. Work with the children to create a lesson about the Beatitudes for children in second grade. Use language that will help them understand the Beatitudes. Include examples of living out the Beatitudes in today’s world. (CCSS.ELA-Literacy.W.4.2.C)
- **Tech:** Explain that our Catholic faith recognizes people with a special connection to God as saints. Give the students a list of saints who had the gift of prophecy. Invite them to each select one saint to research. Direct them to use technology to create a brief newsletter, presentation, or handout on their chosen saint. (ISTE.2016.3)


Extending the Lesson

Saints and Feast Days to Celebrate

Catholic Identity Project of the Week

February 3 is the Feast of Saint Blaise and the traditional day for the Blessing of the Throats. Together with the other teachers, invite a priest, deacon, or lay minister to bless the children’s throats in honor of Saint Blaise.

- **February 1: National Day of Prayer for the African American and African Family (USA)**
- **February 2: Presentation of the Lord** – Also celebrated as Candlemas, this feast commemorates Jesus’ presentation in the Temple in Jerusalem forty days after his birth. The Presentation is the fourth Joyful Mystery of the Rosary.
- **February 2: World Day for Consecrated Life** – Act: Pray for those discerning a vocation to the consecrated life as a religious sister or brother.
- **February 4: International Day of Human Fraternity**
- **February 5: Saint Agatha** – Agatha was born in Sicily (Italy) in the third century. Legend tells us that she was very beautiful. When she declined the interest of a Roman senator, she was tortured and died in prison as a martyr. She is the patron saint of breast cancer patients. **Pray:** God, please care for those in our parish who have cancer. **Amen.**



Teaching This Week's Lesson

Share Experiences

Objectives • The children will:

- Examine the Ten Commandments and Beatitudes as important laws of God.
- Dramatize the story of Sadako Sasaki, whose life became a symbol of peacemaking.



Gather in a prayer circle. Invite a child to point to the current Sunday on a Liturgical Year calendar. Play and sing "The Great Commandment" (CD-2, #13).

Gathering Prayer Invite the children to name examples of rules they follow in sports, at home, and in the classroom. **Ask:** Why are rules important? This week, we will review the rules that God gave to Moses in the Ten Commandments and learn about Jesus' new Law of Love. Jesus is often referred to as our light—this means he is our guide who shows us the way. Invite them to think about who else guides their decisions. Pray the Prayer to My Guardian Angel (page 56 in the Catechism handbooks).

Cover Activity • Jesus' Law Is Love (page 1)

Distribute *Venture* and invite the children to identify the two people near the tops of the mountains in the illustration. *Moses and Jesus. Moses is receiving the Ten Commandments from God. Jesus is teaching the Sermon on the Mount.* Distribute Bibles and do the activity together as a class.

- **Ten Commandments Answers:** gods; name; Sabbath; father and mother; kill; adultery; steal; false witness; your neighbor's wife; your neighbor's possessions.
- **Beatitudes Answers:** the poor; the sorrowing; the meek (little status); the hungry; those who show mercy; pure of heart; peacemakers; persecuted.

Play-Drama • Sadako and the 1,000 Cranes (pages 2–3)

Explain that the United States dropped atomic bombs on the cities of Hiroshima and Nagasaki in Japan during World War II. More than 80,000 people died directly after the Hiroshima bombing; tens of thousands more people died of radiation sickness.

You will need paper cranes as props; prepare squares of lightweight paper (origami paper is nice but not necessary). The QR code on page 3 links to a seven-minute video showing how to fold a paper crane. Invite ten volunteers to take the speaking parts. Encourage them to pantomime the actions also.



Discuss the Think questions related to the play-drama.
Answers: 1. Sadako had cancer caused by radiation from

the atomic bomb. At that time, there was no cure. Her parents took her to the best possible hospital for her care. They brought paper and scissors, hung the cranes in her hospital room, visited her, brought her greetings from her classmates, encouraged her. 2. A legend said that if a sick person folds 1,000 paper cranes, he/she will get well. Even though Sadako didn't get well, her friends folded the cranes to honor her. People now fold peace cranes with hope that the world will heal from war and violence. 3. Open-ended.

Discover Gospel and Doctrine

Objectives • The children will:

- Discover and express the meaning of the Beatitudes.
- Identify that God wants us to be happy and gives us the Beatitudes and Law of Love, which lead us to true happiness.
- Relate how the Ten Commandments, Beatitudes, and Great Commandment are all ways to live the Law of Love.



Gather for the proclamation of the Gospel. Play and sing "Word of Truth and Life" (CD-1, #1).

Sunday Gospel • Jesus Teaches the Beatitudes (page 4)

Beatitudes are wise sayings that identify the ingredients of success in the eyes of God and happiness that lasts. Jesus teaches that God blesses people who are poor, full of sorrow, of low status, pure of heart, humble, peacemakers, merciful, and persecuted. The Beatitudes call us to care for these people, learn from them, and recognize that when we are in those positions, we are loved and blessed by God. Invite two volunteers to proclaim the Gospel.



Discuss the Think questions related to the Gospel.

Answers: 1. Open-ended; being kind to others, not taking sides in arguments or spreading gossip. 2. Open-ended; including everyone, extending friendship to those who are left out, etc. 3. Open-ended. Encourage the children to think of ways that use their talents.



Connecting Gospel and Doctrine • The One Who Loves Most Wins (page 4)

Read aloud the doctrine section, which explains the counterintuitive language of the Beatitudes and that love will lead us to the happiness God desires for us.




Discuss the Think questions related to the doctrine.

Answers: 1. Open-ended; the Beatitudes flip our thinking about blessings and success. This can be confusing when

we look at success through an earthly lens instead of seeing the world as Jesus does. 2. Those who love, show mercy, trust God, and try to make peace are the most successful and blessed in God's view. Open-ended.



Distribute the children's *What the Church Believes and Teaches* handbooks.



What the Church Believes and Teaches

What Does the New Law Ask of Us? The Beatitudes (pages 36–37)

Turn to pages 36–37. The children will have just read the Beatitudes Gospel, so concentrate on the section about the New Law. Read aloud this section and the Great Commandment. Ask the children how the New Law is similar to and different from the Ten Commandments.

Explain that the Ten Commandments help us to love God and others. Jesus wants us to obey the Ten Commandments and live the Law of Love, the Beatitudes, and the Great Commandment. People who follow these rules and laws show by their words, actions, and attitudes that God is first in their lives.

Read the Beatitudes one by one. Brainstorm how each Beatitude is a way to live the Great Commandment of loving God and loving our neighbor as ourself.

Ask the children to identify how the Liturgy of the Word begins and ends. *The First Reading and the Prayer of the Faithful*. To conclude, ask the children for what the Liturgy of the Word prepares us. *To celebrate the Liturgy of the Eucharist*.

Have the children close the *What the Church Believes and Teaches* handbooks and return to *Venture*, page 5.

Catholic Faith Words • Beatitudes (page 5), Sermon on the Mount (page 7) Read this week's Catholic Faith Words and definitions.

Our Catholic Faith • Live the Beatitudes (page 5) Do the matching activity together as a class. Then distribute Bibles and direct half of the children to look up the Zephaniah passage and the other half to look up the passage from 1 Corinthians. After they fill in their answers, invite volunteers to share. Discuss responses to the third question.

Live the Gospel

Objectives • The children will:

- Assemble an illustration of Jesus' ministry in Matthew's Gospel.
- Identify how Saint John Bosco lived the Beatitudes and Great Commandment.
- Pray the Joyful Mysteries of the Rosary.

Living the Gospel • Organize Matthew's Gospel! (pages 7–8) Use this matching activity to introduce the children to three parts of Matthew's Gospel. You may wish to do the naming activity on page 7 as a class. **Answers for page 7, reading down each column: Column 1:** *parable; miracle; Sermon on the Mount; miracle.* **Column 2:** *miracle; Sermon on the Mount; parable; Sermon on the Mount.* **Column 3:** *Sermon on the Mount; parable; miracle; parable.*

Read the directions on page 8. Distribute scissors. Give the children time to solve the puzzle. Tape the pieces together as they complete their puzzles.

Saints • Saint John Bosco (page 6) Enjoy reading the story of Saint John Bosco with the children. Invite the children to give examples of how he lived the Beatitudes and Great Commandment.

Closing Prayer Gather in a prayer circle. **Leader:** Dear Jesus, you teach us that the one who loves most wins. We want to be winners in your eyes and join you in Heaven someday. Help us choose to follow your law of love. **All:** Amen.

Lesson Wrap-Up

Venture Number 6, 2026
©2017 Catholic Life Ministry, Inc.

Name: _____

Answer the following questions based on the lesson.

- In the Sunday Gospel, what do we learn from the foolish girl's mistake?

- What is their consequence for getting more oil?

- Name two ways we can prepare for Jesus' Second Coming.

- When do we pray psalms?

- In the story "The Happy Devils," why isn't Juan prepared for the Laborer's?

GospelWeeklies

Name: _____

The Beatitudes

The Beatitudes probably confused Jesus' first listeners! They thought it was a hard thing to do: poor, meek, humble, or sad. But Jesus says that in His Kingdom, God will turn all these sad things into good things.

Complete the Beatitudes. Use the words to learn what each is by practicing them.

Blessed are the poor in _____ for there is the Kingdom of Heaven.

Blessed are they who mourn, for they will be _____ the land.

Blessed are the meek, for they will be _____.

Blessed are they who hunger and thirst for righteousness, for they will be _____.

Blessed are the _____ for they will be shown mercy.

Blessed are the _____ of heart, for they will see God.

Blessed are the _____ for they will be called children of God.

Blessed are they who are _____ for the sake of righteousness, for there is the Kingdom of Heaven. (Matthew 5:3-6)

The Beatitudes bring us _____ when we put them into practice in our lives.

Venture

Visit gospelweeklies.com/assessment to download this week's lesson assessment.

Activity #23 from the *Venture Activity Book* as a take-home activity or lesson wrap-up.



For Catechists and Teachers

Scripture Background

In Sunday's Gospel, Jesus commissions his followers to be the salt of the earth and light to the world. By living this way, people will see the good that we do and praise God.

Connecting Scripture and Doctrine

Jesus wants our loving words and actions to shine and bring out the best in ourselves and others. Jesus calls us to share in his mission so that others will come to know and love God. We can show other people the value of Jesus' way of living. He wants us to make a good difference. Jesus calls his followers to assist, with God's grace, in bringing God's kingdom to earth as it is in Heaven.

"The People of God is marked by characteristics that clearly distinguish it from all other religious, ethnic, political, or cultural groups found in history. . . . Its *mission* is to be salt of the earth and light of the world. This people is 'a most sure seed of unity, hope, and salvation for the whole human race'" (CCC, 782).

Materials

- Venture Student Lesson for 2/8
- Catechism handbook, pages 11–12 & 56
- drawing paper, recent parish bulletins
- pens or pencils; markers, colored pencils, or crayons
- audio player and *Venture/Visions* CDs
- Bibles (one per child or pair of children)
- Bible, cloth, candle, Liturgical Year calendar

Suggested Music

- "Will You Come and Follow Me (The Summons)" (CD-2, #9)
- "Word of Truth and Life" (CD-1, #1)

Lesson Resources

- *Venture Activity Book*, Activity #28
- Lesson Assessment (gospelweeklies.com/assessment)
- Video Links (gospelweeklies.com/weekly-videos)

Single-Session Lesson Pacing Guides

Note: These pacing guides are suggestions on how to present the lesson. Please adapt the lesson to suit your needs.

60-Minute Lesson

Share Experiences (15–20 minutes)

- Gathering Prayer
- Cover Activity • How Can You Be Salt? (page 1)
- Story • Seeing Ahead (pages 2–3)
- Discuss the fourth *Think* question related to the story.

Discover Gospel and Doctrine (25–30 minutes)

- Sunday Gospel • Jesus Compares Us to Salt and Light (page 4)
- Discuss the *Think* questions related to the Gospel.
- Connecting Gospel and Doctrine (page 4)
- Discuss the *Think* questions related to the doctrine.

 Distribute the children's *What the Church Believes and Teaches* handbooks. Turn to page 11.

- Our Catholic Faith (page 5)
- Catholic Faith Words • mission, vocation (page 5)

Live the Gospel (15–20 minutes)

- Activity • How Can Your Light Shine? (pages 6–7)
- Closing Prayer

Take-Home

- Saints • Saint Paul Miki and the Martyrs of Nagasaki (page 8)
- Vocations (*Venture Activity Book*, #28)
- Remind the children to share their lesson with their families and do the *With My Family and Friends* activities on page 8 together.

90-Minute Lesson

Share Experiences (20–25 minutes)

- Gathering Song & Prayer • "Will You Come and Follow Me (The Summons)" (CD-2, #9)
- Cover Activity • How Can You Be Salt? (page 1)
- Story • Seeing Ahead (pages 2–3)
- Discuss the *Think* questions related to the story.

Discover Gospel and Doctrine (45–50 minutes)

- Gospel Ritual • "Word of Truth and Life" (CD-1, #1)
- Sunday Gospel • Jesus Compares Us to Salt and Light (page 4)
- Discuss the *Think* questions related to the Gospel.
- Connecting Gospel and Doctrine (page 4)
- Discuss the *Think* questions related to the doctrine.

 Distribute the children's *What the Church Believes and Teaches* handbooks. Turn to page 11.

- Our Catholic Faith (page 5)
- Catholic Faith Words • mission, vocation (page 5)

Live the Gospel (20–25 minutes)

- Activity • How Can Your Light Shine? (pages 6–7)
- Vocations (*Venture Activity Book*, #28)
- Saints • Saint Paul Miki and the Martyrs of Nagasaki (page 8)
- Closing Prayer

Take-Home

Remind the children to share their lesson with their families and do the *With My Family and Friends* activities on page 8 together.

Lesson Theme: Jesus wants us to make a good difference.

Five-Day Lesson Pacing Guide

Note: This pacing guide suggests how to present the lesson over five days. Please adapt the lesson to suit your needs.

Day 1

Share Experiences

- Gathering Song • “Will You Come and Follow Me (The Summons)” (CD-2, #9)
- Gathering Prayer (see page TG3-18)
- Cover Activity • How Can You Be Salt? (page 1)
- Story • Seeing Ahead (pages 2–3)
- Discuss the *Think* questions related to the story.
- Closing Prayer • *Dear Jesus, thank you for the big difference you make in our lives. Amen.* (Repeat.)

Day 2

Discover Gospel and Doctrine

- Gathering Prayer • *Dear Jesus, thank you for the big difference you make in our lives. Amen.* (Repeat.)
- Gospel Ritual • “Word of Truth and Life” (CD-1, #1)
- Sunday Gospel • Jesus Compares Us to Salt and Light (page 4)
- Discuss the *Think* questions related to the Gospel.
- Connecting Gospel and Doctrine (page 4)
- Discuss the *Think* questions related to the doctrine.
- Closing Prayer • *Loving God, help us to make a good difference in the lives of others. Amen.* (Repeat.)

Day 3

- Gathering Prayer • *Loving God, help us to make a good difference in the lives of others. Amen.* (Repeat.)



Distribute the *What the Church Believes and Teaches* handbooks. Turn to page 11.

- Our Catholic Faith (page 5)
- Catholic Faith Words • mission, vocation (page 5)
- Closing Prayer • *Loving God, help to always be kind in our words and actions. Amen.* (Repeat.)

Catholic Identity Project of the Week

God wants us to share our talents with the world in order to spread his message of love. Invite each child to make a list of his or her own gifts and talents. As a class, discuss how our talents can be used to share God’s message of love with others. Invite each child to commit to using one of their talents to share God with others this week.

Day 4

Live the Gospel

- Gathering Prayer • *Loving God, help to always be kind in our words and actions. Amen.* (Repeat.)
- Activity • How Can Your Light Shine? (pages 6–7)
- Vocations (*Venture Activity Book*, #28)
- Saints • Saint Paul Miki and the Martyrs of Nagasaki (page 8)
- Closing Prayer • *Loving God, please help the people we pray for. Amen.* (Repeat.)

Day 5

- Gathering Prayer • *Loving God, please help the people we pray for. Amen.* (Repeat.)
- Weekly Lesson Assessment
- Closing Prayer (see page TG3-19)

Friday Take-Home

Remind the children to share their lesson with their families and do the *With My Family and Friends* activities on page 8 together.

Curriculum Connections

- ELA: Direct each student to write a story about a character who does good deeds. The students should establish a context for the character and good deeds. (CCSS.ELA-Literacy.W.6.3a)
- Sci: Discuss why light is important and explain that it is so important that, throughout history, people invented new ways to produce light. Direct small groups of students to design and test a device that converts energy to light. (4-PS3-4)

Extending the Lesson

Saints and Feast Days to Celebrate

- **February 8: World Marriage Day** – Ask: Why is Matrimony a sacrament? Who are the ministers of the Sacrament of Matrimony?
- **February 10: Saint Scholastica** – Born into a wealthy family, Scholastica pursued her education. She lived in a hermitage near Monte Cassino, the site of the first Benedictine monastery. Her twin brother, Saint Benedict of Nursia, founded the Benedictines. She is patron saint of schools, tests, books, and reading. **Act:** Thank a teacher.
- **February 11: World Day of the Sick**
- **February 14: Saints Cyril and Methodius** – These two Greek brothers are best known as ninth-century missionaries to the Slavic peoples. They developed an alphabet and used it to translate some of the Bible into Old Slavonic. They are patron saints of Europe, ecumenism, and unity among Eastern and Western Churches.




Teaching This Week's Lesson

Share Experiences

Objectives • The children will:

- Identify ways they may positively influence situations.
- Recognize how a person may discover his or her vocation.


 Gather in a prayer circle. Invite a child to point to the current Sunday on a Liturgical Year calendar. Play and sing "Will You Come and Follow Me (The Summons)" (CD-2, #9).

Gathering Prayer In this Sunday's Gospel, Jesus calls us to be salt and light for the earth—to make a difference and to be a model for others. Invite the children to name people they would like to thank God for today. **Ask:** Who has helped you or made life better for you? Give volunteers time to respond but don't require all to offer a name. *Gather the names into a prayer.* **Leader:** For all these people, we thank you, God. **All:** Amen.

Cover Activity • **How Can You Be Salt? (page 1)**

Read the introduction and invite the children to complete the activities on their own or in pairs. **Answers:** Open-ended, speak up, invite, include, challenge, comfort, encourage, etc.; FRIEND, HERO, AMAZE, LOVE or CLOSE, LIGHT.


Story • **Seeing Ahead (pages 2-3)** Read this story as a class. Volunteers may take the parts of Kai, Dad, Mr. Kalani, Marisa, Ms. Chang, and Ricky. You can read the in-between parts.

 **Discuss the Think questions related to the story.**
Answers: 1. Kai likes to fish. He is curious about the water at the reservoir and takes the initiative to try to learn about water quality and then write a letter. He likes being in on things and sees his future in making things happen and telling people about them. 2. Kai learns that people respond to well-researched positions like the one he took in his letter. Marisa shows him the duties of a reporter. 3. Kai needs to involve other people to help him find stories and possibly write them too. He will need a photographer. Students can help write and take pictures; adults can share story ideas. 4. Open-ended.


Discover Gospel and Doctrine

Objectives • The children will:


- Analyze the Gospel metaphors of salt and light.
- Relate the mission of the Church to Jesus' mission.
- Recognize the Church's mission to care for those in need.
- Identify the meaning of *mission* and *vocation*.

 Gather for the proclamation of the Gospel. Play and sing "Word of Truth and Life" (CD-1, #1).


Sunday Gospel • **Jesus Compares Us to Salt and Light (page 4)** Invite two volunteers to proclaim the Gospel.

 **Discuss the Think questions related to the Gospel.**
Answers: 1. Salt makes food taste better. As Jesus' followers, we should make life better for others. 2. Light makes it possible for us to see and to enjoy, as well as to work and study. When we are like light, we are like Jesus, who is a light to the world. 3. Open-ended. Encourage children to share simple stories.

 **Connecting Gospel and Doctrine** • **Jesus' Mission Is Our Mission (page 4)** Read this feature aloud as a summary of the theme of Christians as salt and light to the world.

 **Discuss the Think questions related to the doctrine.**
Answers: 1. We are Jesus' hands and feet on earth. He showed us how he wants us to act by the way he treated people when he lived on earth. We show our love for God by loving and caring for the needs of others. Jesus does help people; a big way he helps them is by his followers serving people in need as he modeled for us and taught us to do. 2. For some people, kindness is viewed as a weakness; of course, that is not true for Christians! Some people don't like to draw attention to themselves. We risk possible rejection by those we wish to help; we may risk someone making fun of us or being impatient with us; open-ended.

 **Distribute the children's What the Church Believes and Teaches handbooks.**



What the Church Believes and Teaches

**What Was the Mission of Jesus? (page 11),
 What Is the Mission of the Church? (page 12)**

Prepare by writing on eight pieces of yellow paper and eight pieces of blue paper the following parts of John 3:16—*God loved / the people of this world / so much that he / gave his only Son, / so that everyone / who has faith in him / will have eternal life / and never really die.* Hide them all over the room


before the children arrive for class. Adjust the number of slips according to your class size.

Organize two teams: Blue and Yellow. Explain that each team's task is to search the room for pieces of paper in their team color, then return to their team "base" to put the pieces together in the proper order. Their correctly assembled sentence will answer the question, "What was the mission of Jesus?" The team that is first to finish wins the game.

Turn to page 11 in the Catechism handbook. Invite three strong readers to read aloud about the mission of Jesus (#12).

Ask: If that's the mission of Jesus, what do you think is the mission of the Church? Accept all reasonable responses. Then turn to page 12 in the handbook and read about the mission of the Church (#14).

Brainstorm practical ways that the children can spread the Gospel (the Good News of God's great love) and help others to believe in Jesus. If time permits, invite the children to draw or write about one thing they will do this week. If time is limited, invite them to simply choose one of the ideas to do this week.

 Have the children close the *What the Church Believes and Teaches* handbooks and return to *Venture*, page 5.

Our Catholic Faith • We Are Called to Share (page 5) Read this feature about a way that Christians have carried out the mission of Jesus since the earliest days of the Church. Emphasize that Jesus cared for those who were in need and expects his followers to do that too.

Distribute recent parish bulletins and direct the children to find ways your parish uses donations to help those in need. Invite sharing of what they find. Add other information (seasonal giving opportunities, etc.). Give the children time to answer the question in the blue box. Share and discuss as time permits.

Catholic Faith Words • mission, vocation (page 5) Read aloud these definitions. Help the children understand these terms and apply them to their own lives as Christians.

Live the Gospel

Objectives • The children will:

- Identify and role-play solutions to dilemmas.
- Relate ways that Saint Paul Miki carried out the mission of Jesus.
- Express in prayer their desire to make a good difference.

Living the Gospel • How Can Your Light Shine? (pages 6-7) Read aloud the introduction and directions. Organize into pairs and give the children time to do the activity, first in pairs and then in groups of four. Conclude by inviting pairs of students to role-play their best solutions to each problem. Help the class to evaluate how each solution fits with the Gospel.


Saints • Saint Paul Miki and the Martyrs of Nagasaki (page 8) Saint Francis Xavier was one of the first missionaries to Japan. Later missionaries were often persecuted and even killed, as was the fate of Saint Paul Miki and the twenty-five Christians who were martyred (murdered for their beliefs) with him. There are over 400,000 Catholics in Japan today. **Ask:** How did Saint Paul Miki and his companions make a good difference and share the mission of Jesus?

Closing Prayer Turn to page 56 in the *What the Church Believes and Teaches* handbooks. Remind the children that this Sunday's Gospel message calls us to be salt and light, make a good difference, and be an inspiration to others. The Prayer of Saint Francis of Assisi is a prayer about making a good difference in all kinds of situations. Conclude your class by praying it together.

With My Family and Friends

Remind the children to share their *Gospel Weeklies* with their families, do the *With My Family and Friends* activities and prayer, and read the Eucharist Quote together.

Lesson Wrap-Up



Visit gospelweeklies.com/assessment to download this week's lesson assessment.

Use Activity #28 from the *Venture Activity Book* as a take-home activity or lesson wrap-up.



For Catechists and Teachers

Scripture Background

What makes Jesus' teaching new? The Law of Moses contains 613 laws. Some of these are the "thou-shall" or "thou-shall nots" like the Ten Commandments. Some of these laws govern worship, as the laws we call rubrics do. A good many of the 613 laws are "what-if" laws that apply the Ten Commandments to everyday life. In Sunday's Gospel, Jesus invites people to deepen and broaden their keeping of the laws and to follow his new Law of Love.

Connecting Scripture and Doctrine

The Ten Commandments and Jesus' teachings guide us. They show us how to love God and others. Jesus taught that following the Law of God is not only about avoiding bad behavior. He also wants our thoughts and words to match our actions.

"The Law of the Gospel 'fulfills,' refines, surpasses, and leads the Old Law to its perfection. In the Beatitudes, the New Law *fulfills the divine promises* by elevating and orienting them toward the 'kingdom of heaven'" (CCC, 1967). "The Lord's Sermon on the Mount . . . does not add new external precepts, but proceeds to reform the heart, the root of human acts" (CCC, 1968).

Materials

- *Venture* Student Lesson for 2/15
- Catechism handbook, pages 24, 26 & 33–35
- pens or pencils, markers or colored pencils
- white poster board or drawing paper
- audio player and *Venture/Visions* CDs
- Bible, cloth, candle, Liturgical Year calendar

Suggested Music

- "The Great Commandment" (CD-2, #13)
- "Word of Truth and Life" (CD-1, #1)

Lesson Resources

- *Venture Activity Book*, Activity #21
- Lesson Assessment (gospelweeklies.com/assessment)
- Video Links (gospelweeklies.com/weekly-videos)

Single-Session Lesson Pacing Guides

Note: These pacing guides are suggestions on how to present the lesson. Please adapt the lesson to suit your needs.

60-Minute Lesson

Share Experiences (15–20 minutes)

- Gathering Prayer
- Cover Activity • Rules to Live By (page 1)
- Story • Only the Frame (pages 2–3)
- Discuss the fifth *Think* question related to the story.

Discover Gospel and Doctrine (25–30 minutes)

- Sunday Gospel • The Old Law and the New (page 4)
- Discuss the *Think* questions related to the Gospel.
- Connecting Gospel and Doctrine (page 4)
- Discuss the *Think* questions related to the doctrine.

 Distribute the children's *What the Church Believes and Teaches* handbooks. Turn to page 24.

- Our Catholic Faith (page 5)
- Catholic Faith Word • Matrimony (page 5)

Live the Gospel (15–20 minutes)

- Activity • Can Jesus' Law of Love Help Family Feuding? (pages 6–7)
- Closing Prayer

Take-Home

- Saints • Saint Valentine (page 8)
- Sacrament of Matrimony (*Venture Activity Book*, #21)
- Remind the children to share their lesson with their families and do the *With My Family and Friends* activities on page 8 together.

90-Minute Lesson

Share Experiences (20–25 minutes)

- Gathering Song & Prayer • "The Great Commandment" (CD-2, #13)
- Cover Activity • Rules to Live By (page 1)
- Story • Only the Frame (pages 2–3)
- Discuss the *Think* questions related to the story.

Discover Gospel and Doctrine (45–50 minutes)

- Gospel Ritual • "Word of Truth and Life" (CD-1, #1)
- Sunday Gospel • The Old Law and the New (page 4)
- Discuss the *Think* questions related to the Gospel.
- Connecting Gospel and Doctrine (page 4)
- Discuss the *Think* questions related to the doctrine.

 Distribute the children's *What the Church Believes and Teaches* handbooks. Turn to page 24.

- Our Catholic Faith (page 5)
- Catholic Faith Word • Matrimony (page 5)
- Sacrament of Matrimony (*Venture Activity Book*, #21)

Live the Gospel (20–25 minutes)

- Activity • Can Jesus' Law of Love Help Family Feuding? (pages 6–7)
- Saints • Saint Valentine (page 8)
- Closing Prayer

Take-Home

Remind the children to share their lesson with their families and do the *With My Family and Friends* activities on page 8 together.

Lesson Theme: Jesus wants us to keep God's law.

Five-Day Lesson Pacing Guide

Note: This pacing guide suggests how to present the lesson over five days. Please adapt the lesson to suit your needs.

Day 1

Share Experiences

- Gathering Song • "The Great Commandment" (CD-2, #13)
- Gathering Prayer (see page TG3-22)
- Cover Activity • Rules to Live By (page 1)
- Story • Only the Frame (pages 2–3)
- Discuss the *Think* questions related to the story.
- Closing Prayer • *Loving God, thank you for people who care for us and give us rules to follow. Amen. (Repeat.)*

Day 2

Discover Gospel and Doctrine

- Gathering Prayer • *Loving God, thank you for people who care for us and give us rules to follow. Amen. (Repeat.)*
- Gospel Ritual • "Word of Truth and Life" (CD-1, #1)
- Sunday Gospel • The Old Law and the New (page 4)
- Discuss the *Think* questions related to the Gospel.
- Connecting Gospel and Doctrine (page 4)
- Discuss the *Think* questions related to the doctrine.
- Closing Prayer • *Loving God, thank you for your law. Help us to follow it always. Amen. (Repeat.)*

Day 3

- Gathering Prayer • *Loving God, thank you for your law. Help us to follow it always. Amen. (Repeat.)*

 **Distribute the *What the Church Believes and Teaches* handbooks. Turn to page 24.**

- Our Catholic Faith (page 5)
- Catholic Faith Word • Matrimony (page 5)
- Sacrament of Matrimony (*Venture Activity Book*, #21)
- Closing Prayer • *Loving God, help us to keep your commandments to love you and others. Amen. (Repeat.)*

Day 4

Live the Gospel

- Gathering Prayer • *Loving God, help us to keep your commandments to love you and others. Amen. (Repeat.)*
- Activity • Can Jesus' Law of Love Help Family Feuding? (pages 6–7)
- Saints • Saint Valentine (page 8)
- Closing Prayer • *Loving God, help us to make peace in our families. Amen. (Repeat.)*

Day 5

- Gathering Prayer • *Loving God, help us to make peace in our families. Amen. (Repeat.)*
- Weekly Lesson Assessment
- Closing Prayer (see page TG3-23)

Friday Take-Home

Remind the children to share their lesson with their families and do the *With My Family and Friends* activities on page 8 together.

Curriculum Connections

- **Math:** Direct the students to compare two decimals to the thousandths place using $>$, $=$, and $<$ symbols to record the results of the comparisons. (CCSS.Math.Content.5.NBT.A.3.B)
- **SS:** Using textbooks, child-safe search engines, and other available tools, invite the students to examine the origin and purpose of rules and laws. Assign small groups one key provision of the U.S. Constitution and direct each group to create a poster on the origin and purpose of the provision. (D2.Civ.3.3-5)

Catholic Identity Project of the Week

In this Sunday's Gospel, Jesus reminds us of the importance of the Ten Commandments. To help the students better understand the commandments, break your group into small groups and assign each group a commandment. Each small group should then create and present a skit to demonstrate how the students can live out their commandment.

Extending the Lesson

Saints and Feast Days to Celebrate

- **February 17: The Seven Founders of the Servite Order** – Seven young men had a shared vision of Mary in 1233 in Florence. She told them to devote themselves to prayer. After another visit from Mary in 1240, they founded the Order of Servites. This order is devoted to Our Lady of Sorrows, who witnessed her son's Passion and Death. **Act:** Pray the Hail Mary for those who are grieving the loss of a loved one.
- **February 18: Ash Wednesday** – This day marks the first day of Lent—a time of fasting, prayer, and almsgiving in preparation for Easter. The forty-day period symbolizes the time Jesus spent in the desert before he began his ministry. Lent comes from the Old English word *Lencten*, which means "spring." **Act:** Attend Mass today to receive ashes and begin your Lenten journey.



Teaching This Week's Lesson

Share Experiences

Objectives • The children will:

- Classify family and friend rules with three of the Ten Commandments.
- Assess the consequences of making a poor choice.



Gather the children in the prayer space. Play and sing "The Great Commandment" (CD-2, #13).

Gathering Prayer Invite a child to point to the current Sunday on a Liturgical Year calendar. Share that this Sunday's Gospel Reading is about laws and rules, forgiveness and reconciliation. The Lord's Prayer (Our Father) is a way that we pray for forgiveness before receiving Holy Communion. Pray the Lord's Prayer together.

Cover Activity • Rules to Live By (page 1) Read the Fifth, Sixth, and Eighth Commandments on the cover. **Ask:** What else does "You shall not kill" forbid? (If needed, refer to pages 34–35 in the Catechism handbooks.) *Hate, torture, destruction of homes, unjustified wars, fighting, hate language, prejudice, etc.*

Then **ask:** What else does "You shall not lie" forbid? *Not telling the whole truth. Saying what gets you out of trouble but not meaning it. Making up stories about other kids. Claiming something is not your fault when it is.*

Finally, **ask:** What else does "You shall not commit adultery" forbid? This is harder for children to understand, but they know how hurtful it is to have friends turn on them. Explain that someone commits adultery when they break their marriage promise to be faithful to their spouse. This commandment is about being trustworthy in your relationships and supporting and respecting the relationships of others. Read aloud the family rules one at a time and invite the children to match each to its commandment.

Story • Only the Frame (pages 2–3) Invite the children to turn to page 2 and guess from the illustration what the story is about. This is a good story to read aloud. You may wish to do all the narrative and invite volunteers to read the speaking parts—Troy, Greg, Officer Polanski, Dad, Mr. Casey. When you finish, ask for reactions from the children. Let them talk. You will find out how they go about decision-making and what their attitudes are toward the acceptance of consequences.



Discuss the Think questions related to the story.

Answers: 1. At first, they bully Greg and other kids he knows. Then they appear to befriend Greg but tell him that to remain

in their group he will need to steal a bike. 2. Greg tried to make things right by returning what remained of the bike and apologizing for the theft. He could earn and save money to help Sean buy another bike. Greg needs to confess his sins in the Sacrament of Penance and Reconciliation. 3. Open-ended. 4. Open-ended; Greg should tell the boys that he no longer wants to be friends with them. If he fears being bullied by the group, he should seek the help of a trusted adult. 5. Open-ended.

Discover Gospel and Doctrine

Objectives • The children will:

- Relate Jesus' Law of Love with the Ten Commandments.
- Recognize that love of God and love of others is the basis of all God's laws.
- Identify Matrimony as a Sacrament at the Service of Communion.



Gather for the proclamation of the Gospel. Play and sing "Word of Truth and Life" (CD-1, #1).

Sunday Gospel • The Old Law and the New (page 4) Invite two children to take the parts of Narrator and Jesus and proclaim this first part of Sunday's Gospel. Explain that the rest of the Gospel Reading is presented as modern-day situations in the activity on pages 6–7.



Discuss the Think questions related to the Gospel.

Answers: 1. Open-ended. If needed, the children may turn to pages 33–35 in their Catechism handbooks. 2. *Jesus fulfills the Ten Commandments; however, he doesn't just tell us what not to do. He challenges us to look within ourselves at our motives and to change our hearts.* 3. Open-ended. 4. *The Seventh—you shall not steal.*



Connecting Gospel and Doctrine • Jesus' New Law Helps Us Love as God Loves (page 4) Read aloud this feature as a summary of Sunday's Gospel concept.




Discuss the Think questions related to the doctrine.

Answers: 1. *We should look to the spirit of the law and not just its words. God's laws should change our hearts. Our thoughts and words should match our actions.* 2. Open-ended. Offer help and examples as needed. This is an important concept for the children to learn.



Distribute the children's What the Church Believes and Teaches handbooks.



What the Church Believes and Teaches

Sacraments at the Service of Communion (page 24), What Happens in the Sacrament of Matrimony? (page 26)

Ask: What are the two Sacraments at the Service of Communion? *Holy Orders and Matrimony.*


Invite those who have been to a wedding in a Catholic Church to share something they remember from the ceremony.

Explain that Jesus' first miracle was at a wedding. **Ask:** What did Jesus do? *Turned water into wine.*

Direct the children to open their handbooks to page 26. Invite them to look at the photo and find a symbol that is often shared by the bride and groom when they get married. *Wedding rings.* Point out that the rings are circles that have no beginning or end, just like God's love for us has no beginning or end. God's love is where all love comes from and is the model of the faithful love the couple is committing to share for the rest of their lives.

Read aloud the first paragraph. **Ask:** How is God's plan of a loving marriage good for the husband and wife? Good for their children? Good for the Church? Good for the world?

Encourage the children to pray for engaged and married couples and to thank God for the blessing of family.

 Have the children close the *What the Church Believes and Teaches* handbooks and return to *Venture*, page 5.

Our Catholic Faith • Matrimony Celebrates Love and Family Life (page 5) Read this feature together. Then give the children time to respond to the question at the bottom of the page. Invite sharing as time permits.

Catholic Faith Word • Matrimony (page 5) Read aloud this definition. Emphasize that God's desire is for couples to remain married until one of them dies.

Live the Gospel

Objectives • The children will:

- Apply Jesus' Law of Love to family conflict.
- Connect following God's law with their personal happiness.

Living the Gospel • Can Jesus' Law of Love Help Family Feuding? (pages 6-7) This activity continues the Gospel from page 4. The children will more easily

make Jesus' words their own when they hear them in the context of their own family experience. Jesus' law asks us to look within ourselves and at our motives. It also requires us to do positive actions, not just refrain from sinful ones.

Read aloud the directions for the activity. Arrange the class into four groups, assign one of the family skits to each, and give them five to ten minutes to rehearse and plan how they will finish their skits. When everyone is ready, invite the Gospel readers to proclaim the Gospel on page 4 again and the four groups present their skits as a continuation of the Gospel.

Conclude by discussing the family commandments at the top of page 7. Invite the children to make a poster to take home or encourage them to make one at home.

Saints • Saint Valentine (page 8) Enjoy reading this story with the class. Valentine is an example of someone who lived Jesus' Law of Love.

Closing Prayer Lead the children in giving thanks for family members who care enough about them to make them follow rules that are good for them. Invite them to think about a way they can contribute to their family's peace and happiness this week. Share your own idea and encourage the children to share some of their ideas. End by asking God to help your families become more holy.

With My Family and Friends

Remind the children to share their *Gospel Weeklies* with their families, do the *With My Family and Friends* activities and prayer, and read the Eucharist Quote together.

Lesson Wrap-Up

Venture November 6, 2025 6th Sunday in Ordinary Time

Name: _____

Answer the following questions based on the lesson.

- In the Sunday Gospel, what do we learn from the foolish girl's mistake? _____
- What is their consequence for getting more oil? _____
- Name two ways we can prepare for Jesus' Second Coming. _____
- When do we pray psalms? _____
- In the story "The Happy Dance," why isn't Juan prepared for the talent show? _____


GospelWeeklies

Name: _____

An Image of Christ's Love for the Church

Marriage has long been part of our life as human beings. When Christ came to earth, he made marriage a sacrament. The Sacrament of Matrimony gives a married couple the grace to love each other as Christ loves his Church.

Inside the frame draw a picture of any married couple you know from your family, school or parish. On the right side let them know you like about this couple. Then write one sentence telling how this couple resembles Jesus' Church.



- _____
- _____
- _____

Venture Sacrament of Matrimony

Visit gospelweeklies.com/assessment to download this week's lesson assessment.

Use Activity #21 from the *Venture Activity Book* as a take-home activity or lesson wrap-up.



For Catechists and Teachers

Scripture Background

In Sunday's Gospel, the Devil tempts Jesus during his forty days in the desert. The Devil challenges Jesus to prove that he is the Son of God and offers Jesus great rewards if Jesus will worship him. Jesus rejects the Devil's suggestions and chooses to love and obey God.

The First Reading for this Sunday is the story of God creating a human from the *humus*, the earth, and of the first human temptation and choice. This story tells us that humans learn good from evil through their experiences and through the law.

Connecting Scripture and Doctrine

Even Jesus faced human temptations. The Son of God chose to become human in Jesus to help us choose God over sin. Like Jesus, we have the power to choose good. We can choose to love God and one another. We can choose to live as Jesus taught.

"The temptation in the desert shows Jesus, the humble Messiah, who triumphs over Satan by his total adherence to the plan of salvation willed by the Father" (CCC, 566). "Jesus' temptation reveals the way in which the Son of God is Messiah, contrary to the way Satan proposes to him. . . . By the solemn forty days of *Lent* the Church unites herself each year to the mystery of Jesus in the desert" (CCC, 540).

Materials

- *Venture* Student Lesson for 2/22
- Catechism handbook, pages 6–7 & 30
- pens or pencils
- Bibles (one per child)
- audio player
- Bible, cloth, candle, Liturgical Year calendar

Suggested Music

- "Be God's" (gospelweeklies.com/music)
- "Lenten Gospel Acclamation" (gospelweeklies.com/music)

Lesson Resources

- *Venture Activity Book*, Activity #24
- Lesson Assessment (gospelweeklies.com/assessment)
- Video Links (gospelweeklies.com/weekly-videos)

Single-Session Lesson Pacing Guides

Note: These pacing guides are suggestions on how to present the lesson. Please adapt the lesson to suit your needs.

60-Minute Lesson

Share Experiences (15–20 minutes)

- Gathering Prayer
- Cover Activity • Lent Calls Us to Choose God (page 1)
- Story • Give It Your Best Shot (pages 2–3)
- Discuss the third *Think* question related to the story.

Discover Gospel and Doctrine (25–30 minutes)

- Sunday Gospel • Jesus Is Tempted (page 4)
- Discuss the *Think* questions related to the Gospel.
- Connecting Gospel and Doctrine (page 4)
- Discuss the *Think* questions related to the doctrine.

 Distribute the children's *What the Church Believes and Teaches* handbooks. Turn to page 6.

- Catholic Faith Word • conscience (page 5)
- Our Catholic Faith (page 5)

Live the Gospel (15–20 minutes)

- Activity • Which Is Best? (pages 6–7)
- Closing Prayer

Take-Home

- Saints • Blessed Sára Salkaházi, S.S.S. (page 8)
- Commandments 1–3: Honoring God (*Venture Activity Book*, #24)
- Remind the children to share their lesson with their families and do the *With My Family and Friends* activities on page 7 together.

90-Minute Lesson

Share Experiences (20–25 minutes)

- Gathering Song & Prayer • "Be God's"
- Cover Activity • Lent Calls Us to Choose God (page 1)
- Story • Give It Your Best Shot (pages 2–3)
- Discuss the *Think* questions related to the story.

Discover Gospel and Doctrine (45–50 minutes)

- Gospel Ritual • "Lenten Gospel Acclamation"
- Sunday Gospel • Jesus Is Tempted (page 4)
- Discuss the *Think* questions related to the Gospel.
- Connecting Gospel and Doctrine (page 4)
- Discuss the *Think* questions related to the doctrine.

 Distribute the children's *What the Church Believes and Teaches* handbooks. Turn to page 6.

- Commandments 1–3: Honoring God (*Venture Activity Book*, #24)
- Catholic Faith Word • conscience (page 5)
- Our Catholic Faith (page 5)

Live the Gospel (20–25 minutes)

- Activity • Which Is Best? (pages 6–7)
- Saints • Blessed Sára Salkaházi, S.S.S. (page 8)
- Closing Prayer

Take-Home

Remind the children to share their lesson with their families and do the *With My Family and Friends* activities on page 7 together.

Lesson Theme: Jesus teaches us to choose God.

Five-Day Lesson Pacing Guide

Note: This pacing guide suggests how to present the lesson over five days. Please adapt the lesson to suit your needs.

Day 1

Share Experiences

- Gathering Song • “Be God’s”
- Gathering Prayer (see page TG3-26)
- Cover Activity • Lent Calls Us to Choose God (page 1)
- Story • Give It Your Best Shot (pages 2–3)
- Discuss the *Think* questions related to the story.
- Closing Prayer • *Loving God, thank you for the choices we enjoy every day. Amen.* (Repeat.)

Day 2

Discover Gospel and Doctrine

- Gathering Prayer • *Loving God, thank you for the choices we enjoy every day. Amen.* (Repeat.)
- Gospel Ritual • “Lenten Gospel Acclamation”
- Sunday Gospel • Jesus Is Tempted (page 4)
- Discuss the *Think* questions related to the Gospel.
- Connecting Gospel and Doctrine (page 4)
- Discuss the *Think* questions related to the doctrine.
- Closing Prayer • *Jesus, help us to choose God like you did. Amen.*

Day 3

- Gathering Prayer • *Jesus, help us to choose God like you did. Amen.* (Repeat.)

 **Distribute the *What the Church Believes and Teaches* handbooks. Turn to page 6.**

- Commandments 1–3: Honoring God (*Venture Activity Book*, #24)
- Catholic Faith Word • conscience (page 5)
- Our Catholic Faith (page 5)
- Closing Prayer • *Dear Jesus, help us to keep your commandment to love. Amen.* (Repeat.)

Day 4

Live the Gospel

- Gathering Prayer • *Dear Jesus, help us to keep your commandment to love. Amen.* (Repeat.)
- Activity • Which Is Best? (pages 6–7)
- Saints • Blessed Sára Salkaházi, S.S.S. (page 8)
- Closing Prayer • *Loving God, help us to grow closer to you during Lent. Amen.* (Repeat.)

Day 5

- Gathering Prayer • *Loving God, help us to grow closer to you during Lent. Amen.* (Repeat.)
- Weekly Lesson Assessment
- Closing Prayer (see page TG3-27)

Friday Take-Home

Remind the children to share their lesson with their families and do the *With My Family and Friends* activities on page 7 together.

Curriculum Connections

- **ELA:** Invite the students to each identify their favorite book character. Then invite them to write a narrative, imagining how that character would act if she/he were in the desert for forty days. (CCSS.ELA-Literacy.W.5.3)
- **Math:** Using forty as the power of ten, direct the students to explain the pattern in the number of zeros of the product when multiplying a number by powers of ten. (CCSS.Math.Content.5.NBTA.A.2)

Extending the Lesson

Saints and Feast Days to Celebrate

- **February 23: Saint Polycarp** – A disciple of John the Apostle, Polycarp was the bishop of Smyrna in the second century. Sentenced to be burned at the stake for refusing to worship the Roman emperor, Polycarp was miraculously protected from the flames. He was martyred shortly after. **Pray:** God, give us courage to do what is right. Help us to trust in you. Amen.
- **February 27: Saint Gregory of Narek** – After being orphaned, Gregory and his brother were raised by an uncle, a monk at Narek Monastery in modern-day Turkey. Gregory entered the monastery and was ordained in 977. In 2015, Pope Francis declared this monk, poet, and saint a Doctor of the Church. **Ask:** How are the adults in your life models of faith for you? How can you thank them?

Catholic Identity Project of the Week

Invite the children to each make a Lenten commitment by identifying one thing they are going to give up or do extra this Lent. Direct them to write their commitments on paper cross cutouts and share with the group.



Teaching This Week's Lesson

Share Experiences

Objectives • The children will:

- Select ways to keep Lent through prayer and action.
- Identify situations of being tempted to quit.


 Gather in your prayer space. Play and sing "Be God's" (gospelweeklies.com/music).

Gathering Prayer Invite a child to point to the current Sunday on a Liturgical Year calendar. Note that we have begun a new period in the Liturgical Year. Lead the children in this prayer or one of your own. **Leader:** Loving God, we gather together to begin Lent. We want to use this time to learn more about Jesus and what being his followers means. We want to be ready to celebrate Easter with great joy. Be with us today. **All:** Amen.

Cover Activity • Lent Calls Us to Choose God (page 1) Distribute *VenTure*. Invite a volunteer to describe what is happening in the photo. **Ask:** Who received ashes on Ash Wednesday? What does this ritual symbolize? *Ashes are a sign that we want to repent of our sins and turn toward God.*

Identify the calendar as the forty days of Lent. Note that the six Sundays do not count in the forty days because every Sunday is like a little Easter. Read aloud the first set of directions. Invite the children to call out the number they chose. Lead them in circling the corresponding numbers. Read the second set and do the same. When everyone has circled and put squares around the numbers, give them time to write in commitments. They do not need to finish this activity in class, and they do not need to limit themselves to the days that have the numbers they chose. Everyone should pray and do good deeds every day during Lent.


Story • Give It Your Best Shot (pages 2-3) Direct the children to turn to page 2 and read the title. Invite them to predict what they think it means. People give this advice when they are not sure there will be a successful outcome but that it's worth the effort to try. Direct them to read the story in pairs.

 **Discuss the Think questions related to the story.** **Answers:** 1. Coach Wayne was more harsh than encouraging, so Kevin was tempted to quit. He didn't think he had made the team, so he didn't want to bother. 2. We never regret doing our best work and giving our best effort regardless of what's going on around us. 3. Open-ended. Conclude that others see things in us that we sometimes don't recognize ourselves. They may also have life experience of regretting quitting or being happy they stuck with something they were tempted to quit.

Discover Gospel and Doctrine


Objectives • The children will:


- Identify that Jesus resisted temptation and chose God.
- Recognize that God gives us choices.
- Identify that Scripture, Church teaching, and conscience help them choose good over evil.


 Gather for the proclamation of the Gospel. Play and sing "Lenten Gospel Acclamation."

Sunday Gospel • Jesus Is Tempted (page 4)


Invite volunteers to take the speaking parts and proclaim the Gospel.

 **Discuss the Think questions related to the Gospel.** **Answers:** 1. A showy, self-important leader. 2. A loving, forgiving, merciful, and servant leader who put the needs of others and the will of God before his own needs and wants. 3. Open-ended. Remind the children that they have opportunities to be leaders like Jesus—at school, with friends, at home, on the bus, in their neighborhood, when they serve as volunteers.

 **Connecting Gospel and Doctrine • God Gives Us Choices (page 4)** Read aloud this feature. Emphasize that we can choose good over evil.

 **Discuss the Think questions related to the doctrine.** **Answers:** 1. Open-ended. Do not force anyone to share their poor choices. Instead, perhaps list some personal stories that may prompt the children to share examples. 2. *Being selfish puts what we want before what others need and what God wants for us. We are choosing our way over God's way.*

 Distribute the children's *What the Church Believes and Teaches* handbooks.



What the Church Believes and Teaches


Relationship with God (pages 6-7), Moral Law and Conscience (page 30)

Ask: What is faith? *Faith is a gift from God and one of the Theological Virtues. It is the ability to hear and respond to God's Word.*

Turn to page 6 and slowly read aloud the first paragraph. Invite the children to picture in their minds the most beautiful thing in nature they have ever seen. Pause. Then slowly read the second paragraph. Direct the children to open their eyes. Read aloud the third paragraph.

Tell the children that God wants to be close to us. Invite them to find the names of some Old Testament figures on page 6 and recall how God interacted with them. Read aloud the last paragraph on page 6 and the first on page 7. Note that we can't get closer to God than through Jesus.

Turn to page 30. Explain key points about the moral law, emphasizing that if we want to be close to God, we need to follow his laws and our conscience. Invite volunteers to read the paragraphs about conscience.

 Have the children close the *What the Church Believes and Teaches* handbooks and return to *Venture*, page 5.

Catholic Faith Word • conscience (page 5)

Read aloud this definition and emphasize how important prayer, the Bible, and Church teaching are in helping us form our conscience and choose good over evil.

Our Catholic Faith • Adam and Eve Teach Us About Temptation (page 5)

Distribute Bibles. Help the children find Genesis 2:7–9; 3:1–7, the First Reading for this Sunday. Read it aloud. Read aloud the first column and give the children time to fill in their responses. After reading the rest of the feature, direct the children to complete the questions in the two remaining fruit shapes.

Live the Gospel

Objectives • The children will:

- Practice identifying options and making choices.
- Identify ways Blessed Sára Salkaházi, S.S.S., chose to be faithful to God.

Living the Gospel • Which Is Best? (pages 6–7)

Organize into small groups of three or four. Read the directions aloud. Do the first choice—The Test—together as a class.

Direct the small groups to begin. Move around the room to listen to their discussions and answer any questions. Invite the groups to share which scenario they most enjoyed discussing—or the one that generated the most discussion. Invite them to share any better options they thought of.

Saints • Blessed Sára Salkaházi, S.S.S.

(page 8) Give the children time to read the story in small groups. As a class, discuss her life and the choices that led to her death *and* being on the path to sainthood.

Closing Prayer Gather in a prayer circle. **Leader:** Loving God, we thank you for giving us choices. Help us choose to put your first in our lives. We want to grow closer to you this Lent. **All:** Amen.

With My Family and Friends

Remind the children to share their *Gospel Weeklies* with their families, do the *With My Family and Friends* activities and prayer, and read the Eucharist Quote together.

Lesson Wrap-Up

Venture November 6, 2025
1st Sunday of Lent

Name _____

Answer the following questions based on the lesson.

- In the Sunday Gospel, what do we learn from the foolish girl's mistake?
- What is their consequence for getting more oil?
- Name two ways we can prepare for Jesus' Second Coming.
- When do we pray psalms?
- In the story "The Happy Dance," why isn't Juan prepared for the talent show?

Gospel Weeklies

Name _____ **Activity 24**

First Things First

The Ten Commandments are a gift from God. They help us live our lives in a way that honors God. They also help us to know what is right and wrong.

Using the words in the word bank, fill in the blanks to complete the first three commandments. Choose one of the three and tell how you live it out.


God	name	shall
holy	not	strange
Lord's	remember	ways

- I am the Lord your _____ you shall have _____ gods before me.
- You _____ not take the _____ of the Lord your God in _____.
- _____ to keep _____ the _____ Day.

Venture Commandments 1-3: Honoring God

Visit gospelweeklies.com/assessment to download this week's lesson assessment.

Use Activity #24 from the *Venture Activity Book* as a take-home activity or lesson wrap-up.



For Catechists and Teachers

Scripture Background

In Sunday's Gospel, Jesus travels up a mountain with Simon Peter, James, and John. His face and clothes are transfigured, giving his friends a glimpse of his risen glory. God the Father speaks from a cloud, identifying Jesus as his beloved Son in whom he is pleased. The Father tells the men (and us) to listen to Jesus. Jesus reassures his friends that they should not be afraid.

Connecting Scripture and Doctrine

The Transfiguration shows Jesus' future and our own. Jesus' Resurrection from the dead is a promise that we, too, will be raised to glory. If we listen to and follow Jesus, we will live forever with God in Heaven.

"Christ's Transfiguration aims at strengthening the apostles' faith in anticipation of his Passion: the ascent onto the 'high mountain' prepares for the ascent to Calvary" (CCC, 568). In the Transfiguration event, "the whole Trinity appeared: the Father in the voice; the Son in the man; the Spirit in the shining cloud" (CCC, 555).

Materials

- *Venture* Student Lesson for 3/1
- Catechism handbook, page 51
- pens or pencils
- Bibles (one per pair or group of three)
- simple props, costumes for play-drama (optional)
- audio player
- Bible, cloth, candle, Liturgical Year calendar

Suggested Music

- "Be God's" (gospelweeklies.com/music)
- "Lenten Gospel Acclamation" (gospelweeklies.com/music)

Lesson Resources

- *Venture Activity Book*, Activity #26
- Lesson Assessment (gospelweeklies.com/assessment)
- Video Links (gospelweeklies.com/weekly-videos)

Single-Session Lesson Pacing Guides

Note: These pacing guides are suggestions on how to present the lesson. Please adapt the lesson to suit your needs.

60-Minute Lesson

Share Experiences (15-20 minutes)

- Gathering Prayer
- Cover Activity • Connections to Jesus (page 1)
- Play-Drama • Queen Esther Saves Her People (pages 2-3)
- Discuss the fourth *Think* question related to the play-drama.

Discover Gospel and Doctrine (25-30 minutes)

- Sunday Gospel • Jesus Shines with Glory (page 4)
- Discuss the *Think* questions related to the Gospel.
- Connecting Gospel and Doctrine (page 4)
- Discuss the *Think* questions related to the doctrine.
- Catholic Faith Words • Transfiguration (page 4), Catholic social teaching (page 5)

 Distribute the children's *What the Church Believes and Teaches* handbooks. Turn to page 51.

- Our Catholic Faith (page 5)

Live the Gospel (15-20 minutes)

- Activity • We Help Others on the Journey of Faith (pages 6-7)
- Closing Prayer

Take-Home

- Saints • Saint André of Montreal (page 8)
- Commandments 5, 8: Honoring Life (*Venture Activity Book*, #26)
- Remind the children to share their lesson with their families and do the *With My Family and Friends* activities on page 7 together.

90-Minute Lesson

Share Experiences (20-25 minutes)

- Gathering Song & Prayer • "Be God's"
- Cover Activity • Connections to Jesus (page 1)
- Play-Drama • Queen Esther Saves Her People (pages 2-3)
- Discuss the *Think* questions related to the play-drama.

Discover Gospel and Doctrine (45-50 minutes)

- Gospel Ritual • "Lenten Gospel Acclamation"
- Sunday Gospel • Jesus Shines with Glory (page 4)
- Discuss the *Think* questions related to the Gospel.
- Connecting Gospel and Doctrine (page 4)
- Discuss the *Think* questions related to the doctrine.
- Catholic Faith Words • Transfiguration (page 4), Catholic social teaching (page 5)

 Distribute the children's *What the Church Believes and Teaches* handbooks. Turn to page 51.

- Commandments 5, 8: Honoring Life (*Venture Activity Book*, #26)
- Our Catholic Faith (page 5)

Live the Gospel (20-25 minutes)

- Activity • We Help Others on the Journey of Faith (pages 6-7)
- Saints • Saint André of Montreal (page 8)
- Closing Prayer

Take-Home

Remind the children to share their lesson with their families and do the *With My Family and Friends* activities on page 7 together.

Lesson Theme: God tells us to listen to and follow Jesus.

Five-Day Lesson Pacing Guide

Note: This pacing guide suggests how to present the lesson over five days. Please adapt the lesson to suit your needs.

Day 1

Share Experiences

- Gathering Song • “Be God’s”
- Gathering Prayer (see page TG3-30)
- Cover Activity • Connections to Jesus (page 1)
- Play-Drama • Queen Esther Saves Her People (pages 2–3)
- Discuss the *Think* questions related to the play-drama.
- Closing Prayer • *Dear Jesus, help us to grow closer to you this Lent.*

Day 2

Discover Gospel and Doctrine

- Gathering Prayer • *Dear Jesus, help us to grow closer to you this Lent. Amen.* (Repeat.)
- Gospel Ritual • “Lenten Gospel Acclamation”
- Sunday Gospel • Jesus Shines with Glory (page 4)
- Discuss the *Think* questions related to the Gospel.
- Connecting Gospel and Doctrine (page 4)
- Discuss the *Think* questions related to the doctrine.
- Catholic Faith Word • Transfiguration (page 4)
- Closing Prayer • *Loving God, help us to listen to and follow Jesus. Amen.* (Repeat.)

Day 3

- Gathering Prayer • *Loving God, help us to listen to and follow Jesus. Amen.* (Repeat.)
- Catholic Faith Word • Catholic social teaching (page 5)

 **Distribute the *What the Church Believes and Teaches* handbooks. Turn to page 51.**

- Commandments 5, 8: Honoring Life (*Venture Activity Book*, #26)
- Our Catholic Faith (page 5)
- Closing Prayer • *Dear Jesus, help us protect and respect the life and dignity of all people. Amen.* (Repeat.)

Day 4

Live the Gospel

- Gathering Prayer • *Dear Jesus, help us protect and respect the life and dignity of all people. Amen.* (Repeat.)
- Activity • We Help Others on the Journey of Faith (pages 6–7)
- Saints • Saint André of Montreal (page 8)
- Closing Prayer • *Loving God, thank you for people who help us on our journey of faith. Amen.* (Repeat.)

Day 5

- Gathering Prayer • *Loving God, thank you for people who help us on our journey of faith. Amen.* (Repeat.)
- Weekly Lesson Assessment
- Closing Prayer (see page TG3-31)

Friday Take-Home

Remind the children to share their lesson with their families and do the *With My Family and Friends* activities on page 7 together.

Curriculum Connections

- **ELA:** Invite the students to select an informational text on a topic they would like to learn more about. Lead them in creating a report explaining what they learned about this topic, using specific information from the text. (CCSS.ELA-Literacy.RI.4.3)
- **Sci:** Direct the students to research how the atmosphere interacts with the geosphere, biosphere, and/or hydrosphere. Direct small groups of students to each develop a model to describe how the atmosphere interacts with each system. (NGSS.5-ESS2-1)

Catholic Identity Project of the Week

The Luminous Mysteries of the Rosary include key moments in Jesus’ public ministry when he was identified as the Messiah. The Transfiguration of Jesus is one of the Luminous Mysteries. As a class, pray this decade of the Rosary. If time permits, pray an entire Rosary, meditating on the Luminous Mysteries.

Extending the Lesson

Saints and Feast Days to Celebrate

- **March 3: Saint Katharine Drexel (USA)** – Katharine was born to wealthy parents who modeled service and care for the poor. She was a missionary to Native American and African American people throughout the western United States. The second American-born person to become a saint, she is the patron saint of philanthropists and racial justice.
- **March 6: World Day of Prayer**
- **March 7: Saints Perpetua and Felicity** – Perpetua was a noblewoman and new mother; Felicity, a pregnant enslaved woman. They were both imprisoned in Carthage and martyred during a period of intense Christian persecution during the third century. They are the patrons of mothers and expectant mothers. **Pray:** Mother Mary, we pray for all mothers, especially those with young children and babies. Amen.




Teaching This Week's Lesson

Share Experiences

Objectives • The children will:

- Assess progress on their Lenten commitments.
- Recognize biblical figures in Sunday's readings.
- Identify how Queen Esther risked her life to save her people.

 Gather in a prayer circle. Play and sing "Be God's" (gospelweeklies.com/music).

Gathering Prayer Invite a child to point to the current Sunday on a Liturgical Year calendar. Invite the children to think of the Lenten commitment they made last week and how they have kept it. Pray the following prayer or one of your own. **Leader:** Loving God, you gather us together this Lent to help us grow closer to you. *Invite the children to each share one of the ways they have fulfilled their Lenten commitments this week.* **All:** Amen.


Cover Activity • Connections to Jesus (page 1)

The illustrations and Bible passages tell us about the people in the First Reading and Gospel for this Sunday. Organize into seven small groups and give each group a Bible. Assign one of the Bible passages for each group to read and invite them report to the class in chronological order—Genesis, Exodus 19 and 20, Exodus 40, 2 Kings, Acts of the Apostles 2 and 12, and John.

Play-Drama • Queen Esther Saves Her People (pages 2–3)

Ask the children if they remember who the Babylonians were. In the Advent readings, the prophet Isaiah told about the exile in Babylon and the Israelite's return from there to the Land of Israel. This play takes place in Persia, present-day Iran, where many Jewish people had lived for several generations.

Assign the speaking parts to volunteers and read the play together. Since the Jews were newcomers, they were easy to blame for any problems that arose. Esther's bravery led the king to change his mind. If there is a synagogue in your area, consider visiting during its Purim celebration. It is a family- and child-centered event that is a lot of fun. This year, Purim begins at sundown on March 2 and continues until sundown March 3.


 **Discuss the Think questions related to the play-drama.** **Answers:** 1. He was very proud of his wealth and belongings. Vashti didn't like that he treated her as if she were another one of his possessions. 2. Haman was full of himself and his own power. He persecuted Jewish people because they wouldn't bow down to him. 3. Haman told the king that Jewish people were plotting to overthrow him. The king had treated Vashti poorly. Because of Haman's lies, Esther feared the same or worse

since she was Jewish. The king told Haman to choose the day that the Jewish people would be killed. 4. Despite very real danger and the fact that she hadn't been summoned, Esther dared to appear in front of the king. She bravely revealed to the king and Haman that she was Jewish; she told the king that Haman had lied to him about the Jewish people.

Discover Gospel and Doctrine

Objectives • The children will:

- Recognize that Jesus calls us to glory like his.
- Relate the Law of Love to Catholic social teaching.
- Identify Abraham as one who listened to and followed God.

 Gather for the proclamation of the Gospel. Play and sing "Lenten Gospel Acclamation."

Sunday Gospel • Jesus Shines with Glory

(page 4) Invite four volunteers to take the speaking parts and proclaim the Gospel.

 **Discuss the Think questions related to the Gospel.**

Answers: 1. They show Jesus' divinity shining through his humanity. 2. God the Father. The voice says that Jesus is God's Son. 3. They followed him, told others about him, shared his teachings, shared stories about him, etc.; open-ended.

 **Connecting Gospel and Doctrine • A Promise of Glory (page 4)**


Read aloud this feature to help the children recognize the significance of the Transfiguration.


 **Discuss the Think questions related to the doctrine.**

Answers: 1. Jesus touched his friends and told them to get up and not be afraid. Open-ended. Discuss what the children value in their other relationships—constancy, kindness, love. These are many of the comforts that Jesus offers to us. 2. Open-ended. Some children may name a deceased pet. While popes over the years have differed on whether animals go to Heaven, you may assure the children that God loves all creatures.

Catholic Faith Words • Transfiguration (page 4), Catholic social teaching (page 5) Read aloud these two definitions. The first will help summarize what they learned about the Transfiguration.

In the Gospel story, God the Father tells Jesus' friends to "Listen to him." But what comes after we listen? Catholic social teaching is based on the teachings of Jesus. If we follow its guidance, all people will be treated fairly and live with dignity.

 Distribute the children's *What the Church Believes and Teaches* handbooks.




What the Church Believes and Teaches

Catholic Social Teaching: Life and Dignity of the Human Person (page 51)

Turn to page 51 in the Catechism handbook. Invite the children to tell you what they think Catholic social teaching means. They will know the word *social* in relation to social media and social events. Help them expand their understanding to include how, as children of God, we are responsible for other people as our brothers and sisters.

Summarize that the Catholic Church guides us in the best way for us to live together in a society. Read the titles of the seven themes aloud together. These seven themes help us live right in relation to others, especially those who are in need.

Return to Life and Dignity of the Human Person. Point out that just as all God's commandments are based on love, all of Catholic social teaching is based on our belief that every person's life has equal dignity.

 Have the children close the *What the Church Believes and Teaches* handbooks and return to *Venture*, page 5.

Our Catholic Faith • God Blessed Abraham and Sarah (page 5)

Read aloud the first paragraph and the call of Abram and Sarai from Genesis 12:1–4. Then invite the children to read the feature. Make sure they all understand how to complete the blessing grid. Children may work independently at first and then form groups to share ideas about how they can use their blessings from God to bless others as Abraham did.

Live the Gospel

Objectives • The children will:

- Recognize ways to support others on the journey of faith.
- Identify ways Saint André listened to and followed Jesus.

Living the Gospel • We Help Others on the Journey of Faith (pages 6–7)

Read the scenario that begins the activity: two children going into a church together. Invite the children to describe the two children and

their relationships to this church building and the people who worship there.

Invite the children to tell what they know about being a sponsor. *A sponsor is someone who supports a person or people in an endeavor. A godparent or sponsor for the Sacraments of Initiation helps a person grow in knowledge of the Catholic Church, its teachings and practices. A sponsor helps connect them to the parish community.*

You may wish to do the first page of the activity as a group to make sure the children know what to do. They may continue with the second page in pairs or groups of three. Move around the room to listen in on their discussions and offer help as needed. When most children have finished, come back together to talk about the Seeker's awakening to Jesus and the Sponsor's witness to Jesus.

Saints • Saint André of Montreal (page 8) Give the children time to read about the life of Saint André. Invite them to find ways he listened to and followed Jesus.

Closing Prayer Direct the children to return to the list of blessings they wrote on page 5. Invite each of the children to share one of their blessings and their commitment to sharing it with others. For example: "Loving God, thank you for my friends. I will share the blessing of friendship with someone who has no friends." After each prayer a child offers, **pray together:** "Loving God, thank you for our many blessings. Help us to use them well." After all have shared, **all respond:** Amen.

Lesson Wrap-Up

Visit gospelweeklies.com/assessment to download this week's lesson assessment.

Use Activity #26 from the *Venture Activity Book* as a take-home activity or lesson wrap-up.



For Catechists and Teachers

Scripture Background

In Sunday's Gospel, Jesus reaches out to a Samaritan woman, who then shares the Good News with the people of her community. The Samaritan woman's faith journey deepens through conversation with Jesus. Her boundaries break down, and she recognizes him as the Messiah. Jesus offers the woman living water, which wells up within her as faith that he is the Messiah and will include Samaritans in his new community. Jesus teaches the woman, and she becomes a witness to her townspeople. They believe her word that Jesus is the Messiah and come to believe in him too. The living water Jesus offers is the water of Baptism. With it, the Holy Spirit wells up within us as the impulse to love and live as Jesus did.

Connecting Scripture and Doctrine

The Samaritan woman did more than believe in Jesus. She became a missionary to the people of her town. Every believer is called to share the Good News of Jesus. When we share the Good News, we invite others to "drink" the living water of God's life and love.

"If you knew the gift of God! The wonder of prayer is revealed beside the well where we come seeking water: there, Christ comes to meet every human being. It is he who first seeks us and asks us for a drink. Jesus thirsts; his asking arises from the depth of God's desire for us" (CCC, 2560).
 "The Body of the risen Christ is the spiritual temple from which the source of living water springs forth: incorporated into Christ by the Holy Spirit, 'we are the temple of the living God'" (CCC, 1179).

Materials

- *Venture* Student Lesson for 3/8
- Catechism handbook, page 51
- pens or pencils, markers or colored pencils
- dish or container of holy water
- audio player
- Bible, cloth, candle, Liturgical Year calendar

Suggested Music

- "Come to the Water" (YouTube)
- "Lenten Gospel Acclamation" (gospelweeklies.com/music)

Lesson Resources

- *Venture Activity Book*, Activity #29
- Lesson Assessment (gospelweeklies.com/assessment)
- Video Links (gospelweeklies.com/weekly-videos)

Single-Session Lesson Pacing Guides

Note: These pacing guides are suggestions on how to present the lesson. Please adapt the lesson to suit your needs.

60-Minute Lesson

Share Experiences (15-20 minutes)

- Gathering Prayer
- Cover Activity • Who Speaks Up? (page 1)
- Article • Find Jesus in Your Neighbor (pages 2-3)
- Discuss the third *Think* question related to the article.

Discover Gospel and Doctrine (25-30 minutes)

- Sunday Gospel • A Woman Shares the Good News (page 4)
- Discuss the *Think* questions related to the Gospel.
- Connecting Gospel and Doctrine (page 3)
- Discuss the *Think* questions related to the doctrine.
- Our Catholic Faith (page 5)
- Catholic Faith Words • Samaritan (page 5), missionary (page 7)



Distribute the children's *What the Church Believes and Teaches* handbooks. Turn to page 51.

Live the Gospel (15-20 minutes)

- Activity • Go on a Scavenger Hunt for Believers (pages 6-7)
- Closing Prayer & Song • "Come to the Water"

Take-Home

- Saints • Saint Patrick (page 8)
- Catholic Social Teaching (*Venture Activity Book*, #29)
- Remind the children to share their lesson with their families and do the *With My Family and Friends* activities on page 8 together.

90-Minute Lesson

Share Experiences (20-25 minutes)

- Gathering Song & Prayer • "Come to the Water"
- Cover Activity • Who Speaks Up? (page 1)
- Article • Find Jesus in Your Neighbor (pages 2-3)
- Discuss the *Think* questions related to the article.

Discover Gospel and Doctrine (45-50 minutes)

- Gospel Ritual • "Lenten Gospel Acclamation"
- Sunday Gospel • A Woman Shares the Good News (page 4)
- Discuss the *Think* questions related to the Gospel.
- Connecting Gospel and Doctrine (page 3)
- Discuss the *Think* questions related to the doctrine.
- Our Catholic Faith (page 5)
- Catholic Faith Words • Samaritan (page 5), missionary (page 7)



Distribute the children's *What the Church Believes and Teaches* handbooks. Turn to page 51.

- Catholic Social Teaching (*Venture Activity Book*, #29)

Live the Gospel (20-25 minutes)

- Activity • Go on a Scavenger Hunt for Believers (pages 6-7)
- Saints • Saint Patrick (page 8)
- Closing Prayer & Song • "Come to the Water"

Take-Home

Remind the children to share their lesson with their families and do the *With My Family and Friends* activities on page 8 together.

Lesson Theme: We share the Good News.

Five-Day Lesson Pacing Guide

Note: This pacing guide suggests how to present the lesson over five days. Please adapt the lesson to suit your needs.

Day 1

Share Experiences

- Gathering Song • “Come to the Water”
- Gathering Prayer (see page TG3-34)
- Cover Activity • Who Speaks Up? (page 1)
- Article • Find Jesus in Your Neighbor (pages 2–3)
- Discuss the *Think* questions related to the article.
- Closing Prayer • *Loving God, thank you for the Good News Jesus brings us. Amen.* (Repeat.)

Day 2

Discover Gospel and Doctrine

- Gathering Prayer • *Loving God, thank you for the Good News Jesus brings us. Amen.* (Repeat.)
- Gospel Ritual • “Lenten Gospel Acclamation”
- Sunday Gospel • A Woman Shares the Good News (page 4)
- Discuss the *Think* questions related to the Gospel.
- Connecting Gospel and Doctrine (page 3)
- Discuss the *Think* questions related to the doctrine.
- Our Catholic Faith (page 5)
- Catholic Faith Words • Samaritan (page 5), missionary (page 7)
- Closing Prayer • *Loving God, thank you for the people who share your Good News with us. Amen.* (Repeat.)

Day 3

- Gathering Prayer • *Loving God, thank you for the people who share your Good News with us. Amen.* (Repeat.)

 **Distribute the *What the Church Believes and Teaches* handbooks. Turn to page 51.**

- Catholic Social Teaching (*Venture Activity Book*, #29)
- Closing Prayer • *Dear Jesus, your love for us is Good News! Amen.* (Repeat.)

Catholic Identity Project of the Week

Create a graffiti wall of the word *Savior*. On poster paper, draw the word *SAVIOR* in big bubble letters and invite the children to write Scripture passages, add other titles for Jesus, and draw pictures of what the word *Savior* means to them. Post your graffiti wall where parish members will see it.

Day 4

Live the Gospel

- Gathering Prayer • *Dear Jesus, your love for us is Good News! Amen.* (Repeat.)
- Activity • Go on a Scavenger Hunt for Believers (pages 6–7)
- Saints • Saint Patrick (page 8)
- Closing Prayer • *Loving God, help us to share the Good News with others. Amen.* (Repeat.)

Day 5

- Gathering Prayer • *Loving God, help us to share the Good News with others. Amen.* (Repeat.)
- Weekly Lesson Assessment
- Closing Prayer & Song • “Come to the Water” (see page TG3-35)

Friday Take-Home

Remind the children to share their lesson with their families and do the *With My Family and Friends* activities on page 8 together.

Curriculum Connections

- **Health:** Discuss the importance of water for the survival of all living things. Help the students track their water intake over the course of five days to become aware of how much water they are drinking. Direct them to evaluate whether they are drinking enough water. If they are not, coach them in creating a plan to increase their water intake. (NHES.7.5.2)
- **Sci:** Direct the students to use the concept of drawing water from a well to plan an investigation that shows that the change in an object’s motion (the bucket of water) depends on the sum of the forces on the object (person pulling it up) and the mass of the object. (MS-PS2-1)

Extending the Lesson

Saints and Feast Days to Celebrate

- **March 9: Saint Frances of Rome** – Born into a noble Roman family in 1384, Frances wanted to enter a monastery. Instead, her parents arranged her marriage. She spent much of her time caring for the sick, visiting the poor and imprisoned, and praying.add other good works inspired other wealthy women, and she founded a community of lay women. **Act:** Create and send cards to residents of a nursing home.
- **March 10: Saint Macarius of Jerusalem** – Bishop of Jerusalem during the First Council of Nicaea, he helped develop the Nicene Creed. It’s believed he found the Holy Sepulchre (tomb of Jesus) and, under order from Emperor Constantine, built a church on the site. **Pray:** Lord, bless all Christians in the Holy Land. Amen.




Teaching This Week's Lesson

Share Experiences

Objectives • The children will:

- Identify different ways people can stand up for others.
- Recognize the Vincentian mission and the involvement of young people in sharing it.


 Play "Come to the Water" as your gathering song. Find a recording online to play on your phone or tablet.

Gathering Prayer Gather in a prayer circle. Invite a child to point to the current Sunday on a Liturgical Year calendar. **Leader:** Jesus, you are living water within us. You nourish us, give us hope, and keep us alive and growing. Thank you for being with us. Bless our time together. **All:** Amen.

Cover Activity • Who Speaks Up? (page 1)

Venture-age children have strong ideas of what is just and fair. They believe that speaking up against injustice is important and should have a good result. Give them time to read the cover text alone or in pairs. Invite volunteers to share what they have learned about each of the people featured. They may not know much about the Samaritan woman, but they will before the lesson is over.


Article • Find Jesus in Your Neighbor (pages 2–3) Explain that many religious organizations, including the Vincentians and the Benedictines, are dedicated to serving all people. They look for Jesus in every person, knowing that they are serving Jesus when they offer help and hospitality to his people. Read aloud the first four paragraphs of this article to introduce the children to Kathleen (Kat) Brissette. Then invite volunteers to read aloud the remainder of the article.

 **Discuss the Think questions related to the article.**
Answers: 1. Kat was just four years old when she began asking shoppers for pennies for the poor. 2. Vincentians see Jesus in all people, especially the poor, sick, suffering, lonely, forgotten, imprisoned, and anyone who is in need. The heart of their work is a home visit during which they listen to people, pray with them, and attempt to meet their physical needs. 3. It can feel good to focus on the needs of others and try to help; open-ended.

Discover Gospel and Doctrine

Objectives • The children will:


- Recognize that Jesus invites all people to believe in him and belong to the family of God.
- Relate the Call to Family, Community, and Participation to the story about the Samaritan woman.
- Recognize that we are all called to be missionaries.


 Gather for the proclamation of the Gospel. Play and sing "Lenten Gospel Acclamation" (gospelweeklies.com/music).

Sunday Gospel • A Woman Shares the Good News (page 4) The Sunday Gospels for Year A are mostly from the Gospel of Matthew. During Lent, the Church gives us three Gospel stories from John. They are about seekers who come to believe in Jesus as the Son of God and Messiah. They are proclaimed at Mass on the Third, Fourth, and Fifth Sundays of Lent.

This Sunday's Gospel is a conversation between Jesus and a woman from Samaria. Jewish people and Samaritans did not get along and avoided one another. The Jews looked down on Samaritans. This history makes a meeting and conversation between Jesus and the woman at the well very unusual.

Invite three volunteers who are strong readers to proclaim and dramatize the Gospel. The rest of the class can take the part of Townspeople. Since this is a longer Gospel Reading, the actions of the readers will help those listening to stay engaged with the story.

 **Discuss the Think questions related to the Gospel.**
Answers: 1. Jesus wanted the woman at the well to believe in him and ask for the salvation he offers through Baptism. He got her attention by asking her for water; this is intriguing because of the antagonism between Samaritans and Jews. Jesus engaged her in conversation, which made her curious about him. 2. The waters of Baptism, the Holy Spirit welling up inside of us, God's life and love (grace). 3. She shared the Good News of Jesus that she had learned firsthand. Then **ask:** How is the Samaritan woman like someone today who is preparing to be baptized? Both are asking questions about Jesus and about what he means in their lives.


 **Connecting Gospel and Doctrine • Called to Share the Good News (page 3)** Direct the children to return to the bottom of page 3. Read aloud this feature. Note that Jesus shared the Good News and invited people to believe in and follow him. We are expected to share the Good News with others as the Samaritan woman did.



Discuss the **Think** questions related to the doctrine. **Answers:** 1. *Open-ended; parents, grandparents, godparents, catechists, teachers, friends, priests, parish volunteers, etc.* 2. *Open-ended.*



Distribute the children's **What the Church Believes and Teaches** handbooks.



What the Church Believes and Teaches

Catholic Social Teaching: Call to Family, Community, and Participation (page 51)

Review the meaning of Catholic social teaching from the last lesson. We are responsible for building a just (fair) society in which all people have what they need to live with dignity.

Invite the children to think about the Samaritan woman. She went to the well at a hot time of day to avoid being with women who looked down on her. She belonged to a community but was not accepted by many people because she was a known sinner.

Direct the children to turn to page 51 in their handbooks. Invite a strong reader to read about the Call to Family, Community, and Participation. Point out that when we belong to a group, we should work to make that group better for everyone in it. We can't just expect to get; we need to give back too. **Ask:** What was the responsibility of the townspeople toward the woman? How did she give to them even though they did not accept her? *She told them about Jesus.* **Ask:** Should we only give to those who give something to us? *No. We should work to help all people become all they can be. All human beings deserve respect because we are all made in the image and likeness of God.*

Y Have the children close the **What the Church Believes and Teaches** handbooks and return to **Venture**, page 5.

Our Catholic Faith • The Samaritan Woman Shared News of Jesus (page 5) Read aloud this feature. Pause at the end of each section to check the children's comprehension. Take time to answer questions.

Catholic Faith Words • Samaritan (page 5), missionary (page 7) Read aloud these definitions. Make sure the children recognize that we can be missionaries and share the Good News of Jesus wherever we are.

Live the Gospel

Objectives • The children will:


- Identify the believers who influence our faith, including saints and people in our parish.
- Trace the life and influence of Saint Patrick, missionary and bishop.

Living the Gospel • Go on a Scavenger Hunt for Believers (pages 6-7) Read aloud the introduction and directions for the activity. Explain that for every three items the children complete, they can fill in all of one color on the stained glass window. Plan some class time for the children to get started on their hunt. Consider going together to find and examine the church cornerstone, etc. The children will need to talk to family members and people outside of class to complete the hunt. When the window is complete, the children will see a young Christian meeting Jesus at a school drinking fountain.

Saints • Saint Patrick (page 8) Patrick is one of the most recognized and celebrated saints. Read his story together and invite the children to identify ways he shared the Good News with others. Point out that he was a missionary to the people in Ireland.

Closing Prayer Play "Come to the Water" again. Bless the children by sprinkling them with holy water. Invite them to pray the Sign of the Cross when they feel the water. Explain that blessing with water is a reminder of Baptism and an opportunity to recommit to what being baptized asks of us.

Lesson Wrap-Up



Visit gospelweeklies.com/assessment to download this week's lesson assessment.

Use Activity #29 from the *Venture Activity Book* as a take-home activity or lesson wrap-up.

NOTE: You have reached the end of Unit 3. Find the Unit 3 Assessment online at gospelweeklies.com/assessment.

Name _____



We Follow Jesus

Ash Wednesday is the first day of Lent. On Ash Wednesday, we receive blessed ashes on our foreheads. The ashes remind us to focus on Jesus all through Lent. They remind us to strive to grow in holiness. During Lent, we are called to spend extra time in prayer; to give alms, or share with those in need; and to fast, or do without things we don't truly need.

ACTIVITY

During the forty days of Lent, we walk with Jesus and prepare our hearts for his Resurrection. Unscramble the words about Lent. Write the unscrambled words on the lines.

YRAP

ICAERISCF

ROFIVEG

PEENTR

STAF

GEIV

Use at least three of the words to write ways you will walk with Jesus this Lent.

Let Us Pray

God, before I even took my first breath, you knew me and loved me. Out of love for me, you sent your Son, Jesus, to die for my sins. Help me walk with Jesus this Lent. Help me prepare my soul for the eternal joy of Heaven. Amen.

